

CREDIT OPINION

24 November 2016

Update

Rate this Research >>

RATINGS

RCI Banque

Domicile	France
Long Term Debt	Baa1
Type	Senior Unsecured - Fgn Curr
Outlook	Stable
Long Term Deposit	Baa1
Type	LT Bank Deposits - Fgn Curr
Outlook	Stable

Please see the [ratings section](#) at the end of this report for more information. The ratings and outlook shown reflect information as of the publication date.

Contact

Guillaume Lucien-Baugas 33-1-5330-3350
VP-Senior Analyst
guillaume.lucien-baugas@moody's.com

Alain Laurin 33-1-5330-1059
Associate Managing Director
alain.laurin@moody's.com

Nick Hill 33-1-5330-1029
Managing Director - Banking
nick.hill@moody's.com

RCI Banque

Semiannual Update

Summary Rating Rationale

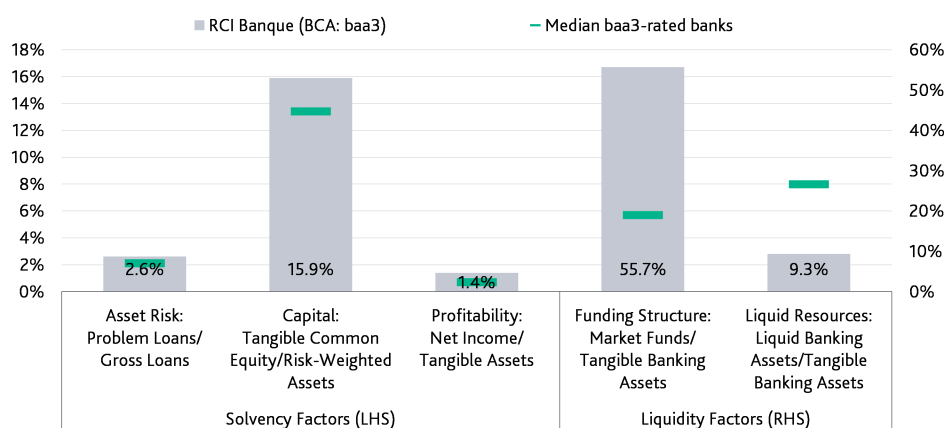
RCI Banque's (RCI) Baa1 long-term deposit and senior unsecured debt ratings reflect (1) the bank's baa3 baseline credit assessment (BCA) and adjusted BCA; and (2) two notches of uplift under the Advanced loss-given-failure (LGF) analysis, stemming from the large volume of senior long-term debt. The outlooks on the long-term deposit and senior unsecured debt ratings are stable.

RCI's BCA of baa3 is supported by (1) the bank's role as a strategic captive for Renault S.A. (Renault; Baa3, stable); and (2) its sound risk management and financial fundamentals, including high and stable earning streams as well as limited credit losses on both its retail and dealer exposures.

At the same time, the BCA is constrained by the bank's lack of business diversification, large exposures to car dealers as well as the reliance on confidence-sensitive wholesale funding, albeit somewhat reduced through the collection of online deposits.

Exhibit 1

Rating Scorecard - Key Financial Ratios



Source: Moody's Financial Metrics

RCI's strategic role within the Renault / Nissan alliance closely ties its standalone creditworthiness to the strength of its parent, Renault. So far, Renault and Nissan Motor Co., Ltd. (A3, stable) have demonstrated a high degree of resilience to macroeconomic pressures despite the cyclical nature of the car market, which in turn affords a degree of protection to RCI.

We assigned a Counterparty Risk Assessment (CR Assessment) of A3(cr)/Prime-2(cr) to RCI.

Credit Strengths

- » RCI is a key vehicle for the strategy of its industrial parent
- » Asset risks are moderate
- » Adequate capitalisation supports the bank's risk profile
- » RCI has maintained strong profitability through the credit cycle
- » RCI has limited refinancing risk, an increasing deposit base and an adequate liquidity buffer
- » RCI's BCA is supported by its Strong Macro Profile
- » Large volume of senior unsecured debt results in debt and deposit ratings benefiting from a very low loss-given-failure and two notches of uplift from the BCA
- » Low probability of government support resulting in no uplift from BCA for debt and deposits

Credit Challenges

- » RCI's risk profile remains high because of some structural features, including its captive status and lack of business diversification
- » The car market is cyclical by nature
- » RCI has some credit concentrations among car dealers
- » RCI is reliant on wholesale funding, a credit weakness

Rating Outlook

RCI's deposit and senior unsecured debt ratings carry a stable outlook, which reflects the current strong and stable performance of the bank's loan portfolio.

Factors that Could Lead to an Upgrade

- » The bank's monoline business model and its captive status inherently limit any upwards movement on the BCA that could develop following (1) a material reduction in the reliance on wholesale funding; or (2) any other material improvement in the bank's credit fundamentals.
- » Under our advanced LGF analysis, the long-term and short-term deposit and senior unsecured debt ratings could be positively affected by significant issuance of subordinated instruments.

Factors that Could Lead to a Downgrade

- » A downgrade of RCI's ratings could materialise if (1) the parent's rating is downgraded by more than one notch; or (2) the bank's credit fundamentals deteriorate.

This publication does not announce a credit rating action. For any credit ratings referenced in this publication, please see the ratings tab on the issuer/entity page on www.moody's.com for the most updated credit rating action information and rating history.

Key Indicators

Exhibit 2

RCI Banque (Consolidated Financials) [1]

	6-16 ²	12-15 ²	12-14 ²	12-13 ³	12-12 ³	Avg.
Total Assets (EUR million)	39,978.0	37,073.0	32,023.0	29,505.0	28,767.0	8.6 ⁴
Total Assets (USD million)	44,413.6	40,272.2	38,749.5	40,656.2	37,926.2	4.0 ⁴
Tangible Common Equity (EUR million)	3,655.0	3,384.0	3,048.0	2,815.0	2,609.0	8.8 ⁴
Tangible Common Equity (USD million)	4,060.5	3,676.0	3,688.2	3,878.9	3,439.7	4.2 ⁴
Problem Loans / Gross Loans (%)	1.6	2.5	3.0	3.5	3.5	2.8 ⁵
Tangible Common Equity / Risk Weighted Assets (%)	-	15.9	15.9	12.9	12.1	15.9 ⁶
Problem Loans / (Tangible Common Equity + Loan Loss Reserve) (%)	13.6	19.9	23.2	26.7	27.6	22.2 ⁵
Net Interest Margin (%)	2.7	3.0	3.1	3.2	3.5	3.1 ⁵
PPI / Average RWA (%)	-	4.6	4.1	3.9	4.0	4.3 ⁶
Net Income / Tangible Assets (%)	1.4	1.5	1.4	1.7	1.8	1.6 ⁵
Cost / Income Ratio (%)	32.1	31.5	35.1	31.4	30.9	32.2 ⁵
Market Funds / Tangible Banking Assets (%)	53.8	55.7	60.9	66.6	78.9	63.2 ⁵
Liquid Banking Assets / Tangible Banking Assets (%)	6.7	9.3	6.2	6.2	5.0	6.7 ⁵
Gross loans / Due to customers (%)	287.6	300.1	402.5	530.7	1,668.9	638.0 ⁵

[1] All figures and ratios are adjusted using Moody's standard adjustments [2] Basel III - fully-loaded or transitional phase-in; IFRS [3] Basel II; IFRS [4] Compound Annual Growth Rate based on IFRS reporting periods [5] IFRS reporting periods have been used for average calculation [6] Basel III - fully-loaded or transitional phase-in & IFRS reporting periods have been used for average calculation

Source: Moody's Financial Metrics

Detailed Rating Considerations

RCI IS A KEY VEHICLE FOR THE STRATEGY OF ITS INDUSTRIAL PARENT

RCI is a wholly-owned captive finance company that supports the sales of the Renault/Nissan alliance by offering auto loans to customers (both individual and corporates) and loans to dealers to help them finance their inventories. RCI also offers related services such as maintenance, insurance and roadside assistance. Lastly, the bank collects deposits through online savings accounts in France, Germany, Austria and the United Kingdom.

As a result of its mandate as a captive finance company, the bank's franchise is reliant on the performance of the brands of the Renault/Nissan group alliance. Moreover, the wholesale funded nature of the bank means that its franchise may quickly suffer in the event of market turmoil.

Loans to retail customers and to corporate clients (excluding dealers) can take the form of long-term leases, which are almost exclusively finance leases (€8 billion, as at end-June 2016) and to a much lesser extent operating leases (€652 million, as at end-June 2016). The residual value risk was €1,649 million at year-end 2015 and is therefore limited.

Although ancillary products and services, such as insurances, warrantee extensions and maintenance contracts, have been developed in recent years to improve customer loyalty, we believe they do not materially enhance the bank's diversification, which remains mainly focused on existing customers of the Renault/Nissan alliance car brands.

ASSET RISKS ARE MODERATE, DESPITE SOME CONCENTRATIONS AMONG CAR DEALERS

As of end-June 2016, RCI's problem loans to customers represented 1.6% of total loans (December 2015: 1.8%). This portfolio remained well-provisioned with loan loss reserves accounting for 74% of problem loans as at end-June 2016. We see RCI's customer base as relatively risky and note that high provisions have been sustained over time, and that RCI experienced a sharp deterioration in asset quality in the recession, notably in Spain and Romania, before continuously improving since 2010. In June 2016, the bank's cost of risk was 30 basis points (bps) of average outstanding loans, a decrease from 33 bps in December 2015.

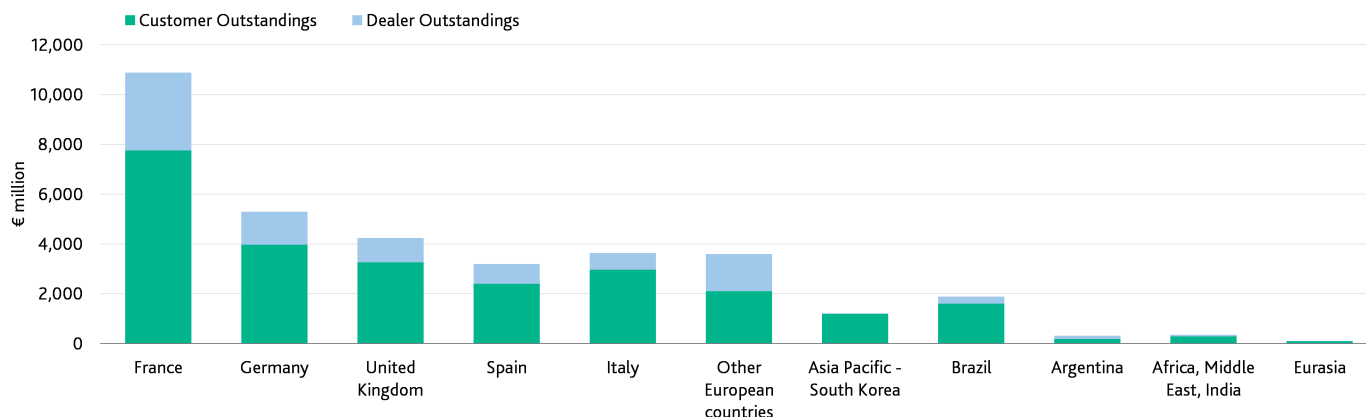
One of RCI's main risks is the lack of business diversification, as it is a captive specialised institution. As such, a downturn in sales volumes of Renault/Nissan alliance brands could result in lower origination volumes and therefore lower revenues. It also results in relatively high credit risk concentration towards car dealers, which represented 26% of the bank's loan book of €31 billion, as at

year-end 2015. Although we recognise that this portfolio is granular, as it comprises a large number of borrowers, the high degree of correlation among car dealers leads us to consider these exposures cumulatively from a credit risk concentration viewpoint.

Exhibit 3

Credit risk toward car dealers represents 26% of RCI's loan book

Loan book mix at end-June 2016 - end-user customers and car dealers (€ million)



Source: RCI Banque's H1 2016 report.

ADEQUATE CAPITALISATION SUPPORTS THE BANK'S RISK PROFILE

RCI reported a common equity tier one (CET1) ratio of 15.1% on a phased-in basis at end-June 2016, down from 15.6% at year-end 2015. After a clarification with the French regulator, RCI stopped reporting this ratio with the transitional Basel I floor. We believe that RCI's economic solvency is adequate given its risk profile and our assigned capital score of a1 reflects this.

RCI HAS MAINTAINED STRONG PROFITABILITY DESPITE THE CYCLICAL NATURE OF THE CAR MARKET

RCI's net profit margins are high, owing to the profitable car-financing activities (including packaged products, which are less price-sensitive than plain-vanilla loans) and contained funding costs. On customer financing transactions, RCI seeks to pass any increases in funding costs onto customers. In addition, it benefits indirectly from marketing initiatives undertaken by its parent, which are therefore cost-neutral for the bank.

RCI has reported resilient profit margins over recent years, notably thanks to its predominately variable cost base. However, the low interest rate environment creates a degree of negative pressure on net interest margins, which have been counterbalanced until now by contained operating expenses and a decreasing cost of risk. Given its status as a captive specialised institution, RCI lacks income stream diversification. In common with its peers, RCI's profitability is characterised by its reliance on net interest income, which represented 75% of its net banking income for the first six months of 2016.

Given its cost structure, RCI has the ability to sustain a significant fall in volume without jeopardising its profitability. The bank's business model is such that the cost structure includes only a low proportion of fixed costs, allowing RCI to adjust to lower volumes and thereby maintain its level of returns. At end-June 2016, the cost-to-income ratio stood at 32%. This high cost efficiency reflects the fact that the RCI benefits from various services provided by the group (e.g.; distribution channels).

RCI IS RELIANT ON WHOLESALE FUNDING, A CREDIT WEAKNESS ; PARTLY MITIGATED BY LIMITED REFINANCING RISK, AN INCREASING DEPOSIT BASE AND AN ADEQUATE LIQUIDITY BUFFER

RCI is mainly wholesale-funded, making it vulnerable to sudden changes in investors' confidence. Restricted market access could lead to a shortening of the bank's maturity profile and higher funding costs, which would constrain loan origination. This would in turn affect the strength of RCI's franchise and ultimately reduce its earnings generation, particularly if any funding constraints coincided with higher loan impairments. Our assigned combined liquidity score of b1 reflects the relative weakness of funding and liquidity for the rating of the bank.

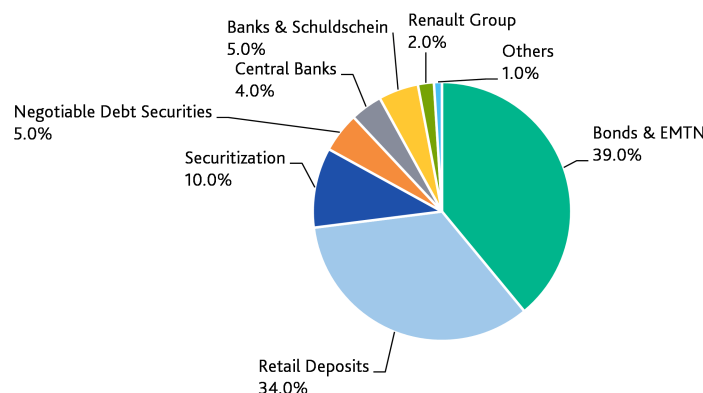
However, we recognize that RCI (1) strives to match its assets and liabilities thereby limiting maturity transformation and refinancing risk; and (2) that it has access to considerable liquidity, principally in the form of committed bank credit lines to bridge any mismatches or temporary market access restrictions.

We note positively that the bank (1) receives very limited funding from the Renault group, and (2) has started collecting internet deposits from retail customers in 2012, which accounted for approximately 34.1% of net outstanding loans as at end-June 2016. RCI officially targets a deposit base representing approximately one third of its outstanding loans.

Exhibit 4

RCI increasingly funds itself with online retail deposits

Funding sources % total funding (end-June 2016)



Source: RCI Banque.

RCI claims to have a funding surplus because it finances its loan book with longer term liabilities, resulting in little refinancing risk. The bank has been able to issue debt of various maturities on the markets on a number of occasions in the past couple of years and in different currencies. We also take comfort from the geographic spread of the resources and investors.

Securitisation is used both for funding purposes and to increase asset liquidity. At end-June 2016, securitisation represented 10% of the bank's funding. We note that RCI still has a sizeable pool of securitizable assets available. In a stress scenario, RCI should therefore be able to increase its recourse to securitization to make its balance sheet more liquid and create ECB-eligible assets.

In its 2015 financial report, RCI stated that it could carry out its commercial business activity for more than eleven months without having recourse to unsecured public funding markets, due to its €8.9 billion available liquidity. In this market shutdown scenario, it would use its €4.1 billion available confirmed lines of credit, which we believe could be subject to changes in availability and pricing.

Our funding structure score at b3 still reflects the large dependence on market funding of the bank.

RCI'S BCA IS SUPPORTED BY ITS STRONG MACRO PROFILE

RCI's operating environment is heavily influenced by European countries and its Macro Profile is in line with the EU average Macro Profile at Strong.

In general, French banks benefit from operating in a nation with a large and broadly diversified economy, a robust institutional framework and a very low susceptibility to event risk. Nevertheless, France's long-term economic performance will continue to be constrained by subdued growth prospects, a loss in competitiveness relative to its trading partners, a gradual erosion of its export-oriented industrial base and rigidities in labour, goods and service markets. French banks' high reliance on wholesale funding is and will remain a source of vulnerability: this reliance arises both from the large stock of loans and financial assets to finance and from the intense competition on deposits, stemming from regulated savings accounts and insurance products. The French banking sector is relatively concentrated, with several banks benefiting from high retail market share in their core regions.

Overall, our assigned BCA is baa3, which includes one notch of negative adjustment for business diversification as for other monoline specialist lenders.

Notching Considerations

Affiliate Support

RCI's parent Renault is rated Baa3, on par with RCI's baa3 BCA, and hence RCI does not benefit from affiliate support uplift.

Loss Given Failure

RCI is subject to the EU Bank Resolution and Recovery Directive (BRRD), which we consider to be an Operational Resolution Regime.

We assume residual tangible common equity of 3% and losses post-failure of 8% of tangible banking assets, a 25% run-off in "junior" wholesale deposits, a 5% run-off in preferred deposits, and assign a 25% probability to deposits being preferred to senior unsecured debt. These are in line with our standard assumptions.

We believe that RCI's deposits and senior unsecured debt are likely to benefit from a very low loss-given-failure, due to the loss absorption provided by (i) the large amount of senior unsecured debt should deposits be treated preferentially in a resolution; and (ii) the small volume of deposits. This results in a Preliminary Rating Assessment (PRA) for both deposits and senior unsecured debt two notches above the BCA.

Government Support

We expect a low probability of government support for debt and deposits, resulting in no uplift for both the long-term deposits and senior unsecured debt issued by the bank.

CR Assessment

The CR Assessment is positioned at A3(cr)/Prime-2(cr).

The CR Assessment, prior to government support, is positioned three notches above the Adjusted BCA of baa3, based on the cushion against default provided to the senior obligations represented by the CR Assessment by subordinated instruments amounting to 37% of Tangible Banking Assets. The main difference with our Advanced LGF approach used to determine instrument ratings is that the CR Assessment captures the probability of default on certain senior obligations, rather than expected loss, therefore we focus purely on subordination and take no account of the volume of the instrument class.

Rating Methodology and Scorecard Factors

Exhibit 5

RCI Banque

Macro Factors

Weighted Macro Profile **Strong** **100%**

Financial Profile

Factor	Historic Ratio	Macro Adjusted Score	Credit Trend	Assigned Score	Key driver #1	Key driver #2
Solvency						
Asset Risk						
Problem Loans / Gross Loans	2.6%	a3	← →	a3	Sector concentration	Long-run loss performance
Capital						
TCE / RWA	15.9%	a1	← →	a1	Risk-weighted capitalisation	
Profitability						
Net Income / Tangible Assets	1.4%	a3	← →	a2	Earnings quality	Return on assets
Combined Solvency Score		a2		a2		
Liquidity						
Funding Structure						
Market Funds / Tangible Banking Assets	55.7%	b3	← →	b3	Extent of market funding reliance	Term structure
Liquid Resources						
Liquid Banking Assets / Tangible Banking Assets	9.3%	ba3	← →	ba2	Access to committed facilities	
Combined Liquidity Score		b2		b1		
Financial Profile				baa2		
Business Diversification				-1		
Opacity and Complexity				0		
Corporate Behavior				0		
Total Qualitative Adjustments				-1		
Sovereign or Affiliate constraint:				Aa2		
Scorecard Calculated BCA range				baa2-ba1		
Assigned BCA				baa3		
Affiliate Support notching				--		
Adjusted BCA				baa3		

Balance Sheet

	in-scope (EUR million)	% in-scope	at-failure (EUR million)	% at-failure
Other liabilities	11,466	31.2%	12,351	33.6%
Deposits	12,648	34.5%	11,763	32.0%
Preferred deposits	11,383	31.0%	10,814	29.5%
Junior Deposits	1,265	3.4%	949	2.6%
Senior unsecured bank debt	11,482	31.3%	11,482	31.3%
Dated subordinated bank debt				
Junior subordinated bank debt				
Preference shares (bank)	12	0.0%	12	0.0%
Senior unsecured holding company debt				
Dated subordinated holding company debt				
Junior subordinated holding company debt				
Preference shares (holding company)				
Equity	1,101	3.0%	1,101	3.0%
Total Tangible Banking Assets	36,709	100%	36,709	100%

Debt class	De jure waterfall		De facto waterfall		Notching		LGF notching guidance versus BCA	Assigned LGF notching	Additional notching	Preliminary Rating Assessment
	Instrument volume + subordination	Sub-ordination	Instrument volume + subordination	Sub-ordination	De jure	De facto				
Counterparty Risk Assessment	36.9%	36.9%	36.9%	36.9%	3	3	3	3	0	a3 (cr)
Deposits	36.9%	3.0%	36.9%	34.3%	2	3	2	2	0	baa1
Senior unsecured bank debt	36.9%	3.0%	34.3%	3.0%	2	2	2	2	0	baa1
Dated subordinated bank debt	3.0%	3.0%	3.0%	3.0%	-1	-1	-1	-1	0	ba1

Instrument Class	Loss Given Failure notching	Additional notching	Preliminary Rating Assessment	Government Support notching	Local Currency rating	Foreign Currency rating
Counterparty Risk Assessment	3	0	a3 (cr)	0	A3 (cr)	--
Deposits	2	0	baa1	0	Baa1	Baa1
Senior unsecured bank debt	2	0	baa1	0	Baa1	Baa1
Dated subordinated bank debt	-1	0	ba1	0	Ba1	--

Source: Moody's Financial Metrics

Ratings

Exhibit 6

Category	Moody's Rating
RCI BANQUE	
Outlook	Stable
Bank Deposits	Baa1/P-2
Baseline Credit Assessment	baa3
Adjusted Baseline Credit Assessment	baa3
Counterparty Risk Assessment	A3(cr)/P-2(cr)
Senior Unsecured	Baa1
Subordinate MTN -Dom Curr	(P)Ba1
Commercial Paper	P-2
Other Short Term -Dom Curr	(P)P-2
PARENT: RENAULT S.A.	
Outlook	Stable
Issuer Rating	Baa3
Senior Unsecured	Baa3
Commercial Paper -Dom Curr	P-3
Other Short Term -Dom Curr	(P)P-3
BANCO RCI BRASIL S.A.	
Outlook	Stable(m)
Bank Deposits -Fgn Curr	Ba3/NP
Bank Deposits -Dom Curr	Ba1/NP
NSR Bank Deposits	Aaa.br/BR-1
Baseline Credit Assessment	ba3
Adjusted Baseline Credit Assessment	ba1
Counterparty Risk Assessment	Baa3(cr)/P-3(cr)
RCI BANQUE SUCURSAL ARGENTINA	
Outlook	Stable
Issuer Rating -Dom Curr	Ba3
ROMBO COMPANIA FINANCIERA S.A.	
Outlook	Stable
Corporate Family Rating	B1
NSR Corporate Family Rating	Aa2.ar
Senior Unsecured -Dom Curr	B1
NSR Senior Unsecured	Aa2.ar

Source: Moody's Investors Service

© 2016 Moody's Corporation, Moody's Investors Service, Inc., Moody's Analytics, Inc. and/or their licensors and affiliates (collectively, "MOODY'S"). All rights reserved.

CREDIT RATINGS ISSUED BY MOODY'S INVESTORS SERVICE, INC. AND ITS RATINGS AFFILIATES ("MIS") ARE MOODY'S CURRENT OPINIONS OF THE RELATIVE FUTURE CREDIT RISK OF ENTITIES, CREDIT COMMITMENTS, OR DEBT OR DEBT-LIKE SECURITIES, AND CREDIT RATINGS AND RESEARCH PUBLICATIONS PUBLISHED BY MOODY'S ("MOODY'S PUBLICATIONS") MAY INCLUDE MOODY'S CURRENT OPINIONS OF THE RELATIVE FUTURE CREDIT RISK OF ENTITIES, CREDIT COMMITMENTS, OR DEBT OR DEBT-LIKE SECURITIES. MOODY'S DEFINES CREDIT RISK AS THE RISK THAT AN ENTITY MAY NOT MEET ITS CONTRACTUAL, FINANCIAL OBLIGATIONS AS THEY COME DUE AND ANY ESTIMATED FINANCIAL LOSS IN THE EVENT OF DEFAULT. CREDIT RATINGS DO NOT ADDRESS ANY OTHER RISK, INCLUDING BUT NOT LIMITED TO: LIQUIDITY RISK, MARKET VALUE RISK, OR PRICE VOLATILITY. CREDIT RATINGS AND MOODY'S OPINIONS INCLUDED IN MOODY'S PUBLICATIONS ARE NOT STATEMENTS OF CURRENT OR HISTORICAL FACT. MOODY'S PUBLICATIONS MAY ALSO INCLUDE QUANTITATIVE MODEL-BASED ESTIMATES OF CREDIT RISK AND RELATED OPINIONS OR COMMENTARY PUBLISHED BY MOODY'S ANALYTICS, INC. CREDIT RATINGS AND MOODY'S PUBLICATIONS DO NOT CONSTITUTE OR PROVIDE INVESTMENT OR FINANCIAL ADVICE, AND CREDIT RATINGS AND MOODY'S PUBLICATIONS ARE NOT AND DO NOT PROVIDE RECOMMENDATIONS TO PURCHASE, SELL, OR HOLD PARTICULAR SECURITIES. NEITHER CREDIT RATINGS NOR MOODY'S PUBLICATIONS COMMENT ON THE SUITABILITY OF AN INVESTMENT FOR ANY PARTICULAR INVESTOR. MOODY'S ISSUES ITS CREDIT RATINGS AND PUBLISHES MOODY'S PUBLICATIONS WITH THE EXPECTATION AND UNDERSTANDING THAT EACH INVESTOR WILL, WITH DUE CARE, MAKE ITS OWN STUDY AND EVALUATION OF EACH SECURITY THAT IS UNDER CONSIDERATION FOR PURCHASE, HOLDING, OR SALE.

MOODY'S CREDIT RATINGS AND MOODY'S PUBLICATIONS ARE NOT INTENDED FOR USE BY RETAIL INVESTORS AND IT WOULD BE RECKLESS AND INAPPROPRIATE FOR RETAIL INVESTORS TO USE MOODY'S CREDIT RATINGS OR MOODY'S PUBLICATIONS WHEN MAKING AN INVESTMENT DECISION. IF IN DOUBT YOU SHOULD CONTACT YOUR FINANCIAL OR OTHER PROFESSIONAL ADVISER. ALL INFORMATION CONTAINED HEREIN IS PROTECTED BY LAW, INCLUDING BUT NOT LIMITED TO, COPYRIGHT LAW, AND NONE OF SUCH INFORMATION MAY BE COPIED OR OTHERWISE REPRODUCED, REPACKAGED, FURTHER TRANSMITTED, TRANSFERRED, DISSEMINATED, REDISTRIBUTED OR RESOLD, OR STORED FOR SUBSEQUENT USE FOR ANY SUCH PURPOSE, IN WHOLE OR IN PART, IN ANY FORM OR MANNER OR BY ANY MEANS WHATSOEVER, BY ANY PERSON WITHOUT MOODY'S PRIOR WRITTEN CONSENT.

All information contained herein is obtained by MOODY'S from sources believed by it to be accurate and reliable. Because of the possibility of human or mechanical error as well as other factors, however, all information contained herein is provided "AS IS" without warranty of any kind. MOODY'S adopts all necessary measures so that the information it uses in assigning a credit rating is of sufficient quality and from sources MOODY'S considers to be reliable including, when appropriate, independent third-party sources. However, MOODY'S is not an auditor and cannot in every instance independently verify or validate information received in the rating process or in preparing the Moody's Publications.

To the extent permitted by law, MOODY'S and its directors, officers, employees, agents, representatives, licensors and suppliers disclaim liability to any person or entity for any indirect, special, consequential, or incidental losses or damages whatsoever arising from or in connection with the information contained herein or the use of or inability to use any such information, even if MOODY'S or any of its directors, officers, employees, agents, representatives, licensors or suppliers is advised in advance of the possibility of such losses or damages, including but not limited to: (a) any loss of present or prospective profits or (b) any loss or damage arising where the relevant financial instrument is not the subject of a particular credit rating assigned by MOODY'S.

To the extent permitted by law, MOODY'S and its directors, officers, employees, agents, representatives, licensors and suppliers disclaim liability for any direct or compensatory losses or damages caused to any person or entity, including but not limited to by any negligence (but excluding fraud, willful misconduct or any other type of liability that, for the avoidance of doubt, by law cannot be excluded) on the part of, or any contingency within or beyond the control of, MOODY'S or any of its directors, officers, employees, agents, representatives, licensors or suppliers, arising from or in connection with the information contained herein or the use of or inability to use any such information.

NO WARRANTY, EXPRESS OR IMPLIED, AS TO THE ACCURACY, TIMELINESS, COMPLETENESS, MERCHANTABILITY OR FITNESS FOR ANY PARTICULAR PURPOSE OF ANY SUCH RATING OR OTHER OPINION OR INFORMATION IS GIVEN OR MADE BY MOODY'S IN ANY FORM OR MANNER WHATSOEVER.

Moody's Investors Service, Inc., a wholly-owned credit rating agency subsidiary of Moody's Corporation ("MCO"), hereby discloses that most issuers of debt securities (including corporate and municipal bonds, debentures, notes and commercial paper) and preferred stock rated by Moody's Investors Service, Inc. have, prior to assignment of any rating, agreed to pay to Moody's Investors Service, Inc. for appraisal and rating services rendered by it fees ranging from \$1,500 to approximately \$2,500,000. MCO and MIS also maintain policies and procedures to address the independence of MIS's ratings and rating processes. Information regarding certain affiliations that may exist between directors of MCO and rated entities, and between entities who hold ratings from MIS and have also publicly reported to the SEC an ownership interest in MCO of more than 5%, is posted annually at www.moody's.com under the heading "Investor Relations — Corporate Governance — Director and Shareholder Affiliation Policy."

Additional terms for Australia only: Any publication into Australia of this document is pursuant to the Australian Financial Services License of MOODY'S affiliate, Moody's Investors Service Pty Limited ABN 61 003 399 657 AFSL 336969 and/or Moody's Analytics Australia Pty Ltd ABN 94 105 136 972 AFSL 383569 (as applicable). This document is intended to be provided only to "wholesale clients" within the meaning of section 761G of the Corporations Act 2001. By continuing to access this document from within Australia, you represent to MOODY'S that you are, or are accessing the document as a representative of, a "wholesale client" and that neither you nor the entity you represent will directly or indirectly disseminate this document or its contents to "retail clients" within the meaning of section 761G of the Corporations Act 2001. MOODY'S credit rating is an opinion as to the creditworthiness of a debt obligation of the issuer, not on the equity securities of the issuer or any form of security that is available to retail investors. It would be reckless and inappropriate for retail investors to use MOODY'S credit ratings or publications when making an investment decision. If in doubt you should contact your financial or other professional adviser.

Additional terms for Japan only: Moody's Japan K.K. ("MJKK") is a wholly-owned credit rating agency subsidiary of Moody's Group Japan G.K., which is wholly-owned by Moody's Overseas Holdings Inc., a wholly-owned subsidiary of MCO. Moody's SF Japan K.K. ("MSFJ") is a wholly-owned credit rating agency subsidiary of MJKK. MSFJ is not a Nationally Recognized Statistical Rating Organization ("NRSRO"). Therefore, credit ratings assigned by MSFJ are Non-NRSRO Credit Ratings. Non-NRSRO Credit Ratings are assigned by an entity that is not a NRSRO and, consequently, the rated obligation will not qualify for certain types of treatment under U.S. laws. MJKK and MSFJ are credit rating agencies registered with the Japan Financial Services Agency and their registration numbers are FSA Commissioner (Ratings) No. 2 and 3 respectively.

MJKK or MSFJ (as applicable) hereby disclose that most issuers of debt securities (including corporate and municipal bonds, debentures, notes and commercial paper) and preferred stock rated by MJKK or MSFJ (as applicable) have, prior to assignment of any rating, agreed to pay to MJKK or MSFJ (as applicable) for appraisal and rating services rendered by it fees ranging from JPY200,000 to approximately JPY350,000,000.

MJKK and MSFJ also maintain policies and procedures to address Japanese regulatory requirements.

Contact

Pierre-Alexandre
Germont
Associate Analyst
pierre-alexandre.germont@moody.com

44-20-7772-2057

Alain Laurin
Associate Managing
Director
alain.laurin@moody.com

33-1-5330-1059

Guillaume Lucien-
Baugas
VP-Senior Analyst
guillaume.lucien-baugas@moody.com

33-1-5330-3350

Nick Hill
Managing Director -
Banking
nick.hill@moody.com

33-1-5330-1029

CLIENT SERVICES

Americas	1-212-553-1653
Asia Pacific	852-3551-3077
Japan	81-3-5408-4100
EMEA	44-20-7772-5454