

CREDIT OPINION

13 November 2017

Update

Rate this Research >>

RATINGS

RCI Banque

Domicile	France
Long Term Debt	Baa1
Type	Senior Unsecured - Fgn Curr
Outlook	Stable
Long Term Deposit	Baa1
Type	LT Bank Deposits - Fgn Curr
Outlook	Stable

Please see the [ratings section](#) at the end of this report for more information. The ratings and outlook shown reflect information as of the publication date.

Contacts

Yasuko Nakamura +33.1.5330.1030
VP-Sr Credit Officer
yasuko.nakamura@moodys.com

Laurent Le Mouel +33.1.5330.3340
VP-Senior Analyst
laurent.lemouel@moodys.com

Pierre-Alexandre +44.20.7772.1638
Germont
Associate Analyst
pierre-alexandre.germont@moodys.com

Alain Laurin +33.1.5330.1059
Associate Managing
Director
alain.laurin@moodys.com

Nick Hill +33.1.5330.1029
MD-Banking
nick.hill@moodys.com

CLIENT SERVICES

RCI Banque

Semiannual Update

Summary

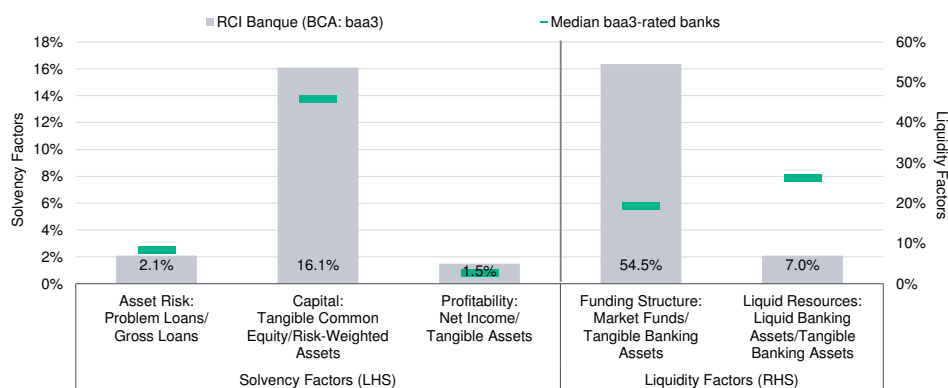
RCI Banque's (RCI) Baa1 long-term deposit and senior unsecured debt ratings reflect (1) the bank's baa3 baseline credit assessment (BCA) and adjusted BCA; and (2) two notches of uplift under the Advanced loss-given-failure (LGF) analysis, stemming from the large volume of senior long-term debt. The outlooks on the long-term deposit and senior unsecured debt ratings are stable.

RCI's BCA of baa3 is supported by (1) the bank's role as a strategic captive for [Renault S.A.](#) (Renault; Baa3, stable); and (2) its sound risk management and financial fundamentals, including high and stable earning streams as well as limited credit losses on its retail and corporate exposures as well as on its important lending activity with car dealers.

At the same time, the BCA is constrained by the bank's lack of business diversification, large exposures to car dealers as well as the reliance on confidence-sensitive wholesale funding, albeit somewhat reduced through the collection of online deposits, which currently account for a material share of the bank's funding.

Exhibit 1

Rating Scorecard - Key Financial Ratios



Source: Moody's Financial Metrics

RCI's strategic role within the Renault/Nissan Alliance results in its standalone creditworthiness being tied to the strength of its parent, Renault. So far, Renault and [Nissan Motor Co., Ltd.](#) (A2, stable) have demonstrated a high degree of resilience to macroeconomic pressures despite the cyclical nature of the car market, which in turn is protective of RCI's creditworthiness.

We assign a Counterparty Risk Assessment (CR Assessment) of A3(cr)/Prime-2(cr) to RCI.

Credit strengths

- » RCI is essential to its parent's strategy
- » Asset risk is moderate
- » Adequate capitalisation supports the bank's risk profile
- » RCI has maintained strong profitability through the credit cycle
- » RCI has limited refinancing risk, an increasing deposit base and an adequate liquidity buffer

Credit challenges

- » RCI's risk profile remains high mainly because of its captive status and lack of business diversification
- » The car market is cyclical by nature
- » RCI has some credit concentrations among car dealers
- » RCI is reliant on wholesale funding

Rating outlook

RCI's deposit and senior unsecured debt ratings carry a stable outlook, which reflects the current strong and stable performance of the bank's loan portfolio.

Factors that could lead to an upgrade

- » Given its status as a captive bank, RCI has close ties with Renault and hence the gap between the rating of the carmaker (currently Baa3) and the BCA of the captive (currently baa3) cannot exceed one notch. To the extent the gap would not exceed one notch, RCI's BCA could be upgraded following (1) a material reduction in its reliance on wholesale funding; or (2) any material improvement in asset quality or solvency. An upgrade of the BCA would likely prompt an upgrade of the bank's deposit and senior unsecured ratings.
- » Under our advanced LGF analysis, the long-term and short-term deposit and senior unsecured debt ratings could be positively affected by significant issuance of subordinated instruments.

Factors that could lead to a downgrade

- » A downgrade of RCI's ratings could materialise if (1) the parent's rating is downgraded by more than one notch; or (2) the bank's credit fundamentals deteriorate.

Key indicators

Exhibit 2

RCI Banque (Consolidated Financials) [1]

	6-17 ²	12-16 ²	12-15 ²	12-14 ²	12-13 ³	CAGR/Avg. ⁴
Total Assets (EUR million)	47,548	43,320	37,073	32,023	29,505	14.6 ⁵
Total Assets (USD million)	54,231	45,692	40,272	38,750	40,656	8.6 ⁵

This publication does not announce a credit rating action. For any credit ratings referenced in this publication, please see the ratings tab on the issuer/entity page on www.moody's.com for the most updated credit rating action information and rating history.

Tangible Common Equity (EUR million)	4,281	3,976	3,384	3,048	2,815	12.7 ⁵
Tangible Common Equity (USD million)	4,883	4,194	3,676	3,688	3,879	6.8 ⁵
Problem Loans / Gross Loans (%)	1.3	1.5	2.5	3.0	3.5	2.3 ⁶
Tangible Common Equity / Risk Weighted Assets (%)	-	16.1	15.9	15.9	12.9	16.0 ⁷
Problem Loans / (Tangible Common Equity + Loan Loss Reserve) (%)	11.0	12.8	19.9	23.2	26.7	18.7 ⁶
Net Interest Margin (%)	2.7	2.7	3.0	3.1	3.2	2.9 ⁶
PPI / Average RWA (%)	-	4.4	4.6	4.1	3.9	4.4 ⁷
Net Income / Tangible Assets (%)	1.5	1.4	1.5	1.4	1.7	1.5 ⁶
Cost / Income Ratio (%)	30.9	31.4	31.5	35.1	31.4	32.1 ⁶
Market Funds / Tangible Banking Assets (%)	55.9	54.5	55.7	60.9	66.6	58.7 ⁶
Liquid Banking Assets / Tangible Banking Assets (%)	8.4	7.0	9.3	6.2	6.2	7.4 ⁶
Gross Loans / Due to Customers (%)	295.0	296.3	300.1	402.5	530.7	364.9 ⁶

[1] All figures and ratios are adjusted using Moody's standard adjustments [2] Basel III - fully-loaded or transitional phase-in; IFRS [3] Basel II; IFRS [4] May include rounding differences due to scale of reported amounts [5] Compound Annual Growth Rate (%) based on time period presented for the latest accounting regime [6] Simple average of periods presented for the latest accounting regime. [7] Simple average of Basel III periods presented

Source: Moody's Financial Metrics

Profile

RCI Banque adopted its current name in 2002. Previously named Renault Crédit International, RCI Banque became the sole shareholder of Diac SA (founded in 1924) and obtained its banking licence in 1991.

RCI Banque is a captive finance company and a wholly owned subsidiary of the French auto manufacturer Renault SA. It provides sales financing for Renault Group brands (Renault, Renault Samsung Motors and Dacia) worldwide and for Nissan Group brands (Nissan, Infiniti and Datsun) mainly in Europe and South America. As of 30 June 2017, the bank operated commercially in 36 countries, divided into 5 major world regions: Europe; Americas; Africa-Middle East-India; Eurasia; Asia-Pacific.

For new vehicles (cars and light utility vehicles) registered by Renault and Nissan worldwide, RCI Banque reported a 38.2% financing penetration rate in H1 2017. At end-June 2017, it reported a consolidated balance sheet of €47.5 billion.

Since RCI is chartered as a bank, it has to comply with all European regulations (Capital Requirement Directive – CRD4, Bank Recovery and Resolution Directive - BRRD). It is supervised by the European Central Bank (ECB) since January 2016 as it is considered a significant institution. In February 2016, RCI Banque adopted a new commercial name, RCI Bank and Services.

Detailed credit considerations

RCI is a key vehicle for the strategy of its industrial parent Renault

RCI is a wholly-owned captive finance company that supports the sales of the Renault/Nissan Alliance by offering auto loans to customers (both individual and corporates) and loans to dealers to help them finance their inventories. RCI also offers related services such as maintenance, insurance and roadside assistance. Lastly, the bank collects deposits through online savings accounts in France, Germany, Austria and the United Kingdom with a view to diversifying its funding.

Loans to retail customers and to corporate clients (excluding dealers), which totalled EUR31 billion, as at end-June 2017, can also take the form of long-term leases. Leases are almost exclusively finance leases (€9.8 billion, as at end-June 2017) and to a much lesser extent operating leases (€0.8 billion, as at end-June 2017). Given that the bulk of the residual value risk is borne by its parent company, the residual value risk at the level of RCI was limited to €1.9 billion at year-end 2016.

Although ancillary products and services, such as insurances, warrantee extensions and maintenance contracts, have been developed in recent years to improve customer loyalty and boost revenues, we believe they do not materially enhance the bank's diversification, which remains mainly focused on existing customers of the Renault/Nissan alliance car brands.

Asset risks are moderate, despite some concentrations among car dealers

As of June 2017, RCI's problem loans to customers represented 1.3% of gross loans (December 2016: 1.5%). This portfolio remained well-provisioned with specific loan loss reserves accounting for 96% of problem loans as at end-June 2017 (including impairment

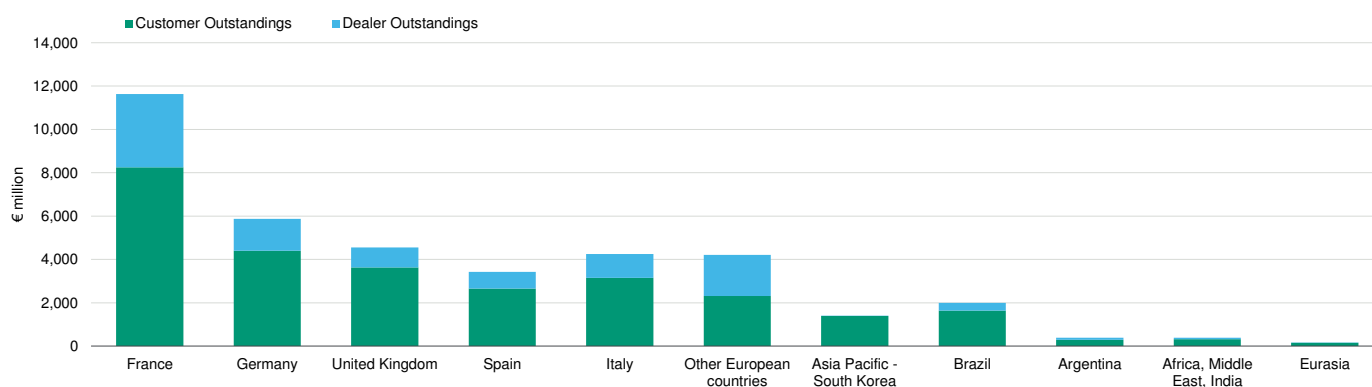
allowances on non-impaired loans and collective provisions in the numerator). We see RCI's customer base as relatively risky and high provisions have been sustained over time; RCI experienced a sharp deterioration in asset quality during the recession, notably in Spain and Romania, before continuously improving since 2010. In H1 2017, the bank's cost of risk was 29 basis points (bps) of average outstanding loans, a slight decrease from 31 bps in 2016.

One of RCI's main risks is the lack of business diversification, as it is a captive specialised institution. As such, a downturn in sales volumes of Renault / Nissan alliance brands would likely result in lower origination volumes and therefore lower revenues. It also results in relatively high credit risk concentration towards car dealers, which represented 25% of the bank's loan book of €42 billion at end-June 2017. Although we recognise that this portfolio, which comprises a large number of borrowers, has performed well in the past, we believe these exposures constitute a quasi single risk given the degree of correlation among car dealers.

Exhibit 3

Credit risk towards car dealers represents 25% of RCI's loan book

Loan book mix at end-December 2016 - end-user customers and car dealers (€ million)



Source: RCI Banque's annual report 2016

Adequate capitalisation supports the Bank's risk profile

RCI reported a common equity tier one (CET1) ratio of 14.6% on a phased-in basis at end-June 2017 versus 15.7% at year-end 2016. We believe that RCI's economic solvency is adequate given its risk profile. This is reflected in our assigned capital score of a1.

RCI has maintained strong profitability despite the cyclical nature of the car market

RCI has consistently generated comfortable net banking income exceeding 4% of average performing assets over the past five years (4.4% in H1 2017). The resilience of the bank's net interest income representing circa 70% of its net banking income is stemming from the profitable car-financing activities (including packaged products, which are less price-sensitive than plain-vanilla loans), contained funding costs, and the fact that RCI seeks to pass any increases in funding costs onto customers. The relatively long-term nature of the car financing contracts mitigates to some extent the effects of the car market cycles and reduces income volatility of the bank. Net interest margins (around 2.7% of average interest-bearing assets) have slightly decreased in H1 2017, primarily due to a small reduction in the share of higher margin markets (primarily America) in RCI's car-financing portfolio.

RCI also has a good cost efficiency thanks to its low fixed cost basis currently accounting for some 1.3% of its average performing assets and resulting in a cost-to-income ratio of around 31%, as at end-June 2017. This high cost efficiency reflects the fact that the RCI benefits from various services provided by Renault (e.g.; distribution channels) as well as from the group's marketing initiatives.

RCI is reliant on wholesale funding, a credit weakness; partly mitigated by limited refinancing risk, an increasing deposit base and an adequate liquidity buffer

RCI is mainly wholesale-funded, making it vulnerable to sudden changes in investors' confidence. Restricted market access could lead to higher funding costs, which would constrain loan origination. This would in turn affect the strength of RCI's franchise and ultimately reduce its earnings generation, particularly if any funding constraints coincided with higher loan impairments. Our assigned combined liquidity score of b1 reflects the relative weakness of funding and liquidity for the rating of the bank.

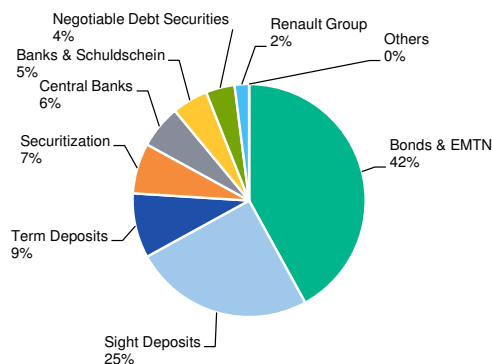
However, we recognize that RCI (1) strives to match its assets and liabilities thereby limiting maturity transformation and refinancing risk; and (2) has access to considerable liquidity, principally in the form of committed bank credit lines to bridge any mismatches or temporary market access restrictions.

Positively, the bank (1) receives very limited funding from the Renault group, and (2) has started collecting internet deposits from retail customers in 2012, which accounted for approximately one third of net outstanding loans at end-June 2017, corresponding to the level targeted by RCI.

Exhibit 4

RCI increasingly funds itself with online retail deposits

Funding sources % total funding (June 2017)



Source: RCI Banque's H1 2017 business report

RCI claims to have a funding surplus because it finances its loan book with longer term liabilities, resulting in little refinancing risk. The bank has been able to issue debt of various maturities on the markets on a number of occasions in the past couple of years and in different currencies. We also take comfort from the geographic diversification of the resources and investors.

Securitisation is used both for funding purposes and to increase asset liquidity. At year-end 2016, securitisation represented 8% of the bank's funding. RCI still has a sizeable pool of securitizable assets available. In a stress scenario, RCI should therefore be able to increase its recourse to securitization to make its balance sheet more liquid and create ECB-eligible assets.

In its 2017 half-year report, RCI stated that its €9.2 billion available liquidity would allow it to carry out its commercial business activity for twelve months in a stressed liquidity scenario without access to the unsecured public funding markets. In this market shutdown scenario, it would use its €4.1 billion available confirmed lines of credit, which we believe could be subject to changes in availability and pricing.

Our funding structure score at b2 reflects the large dependence on market funding of the bank.

RCI's BCA is supported by its strong macro profile

RCI's operating environment is heavily influenced by European countries and its Macro Profile is in line with the EU average Macro Profile at "Strong".

Overall, our assigned BCA is baa3, which, similarly to the other captive auto-banks, includes one notch negative adjustment to RCI's financial score for lack of "business diversification" as the bank is only involved in auto loans to end-users and dealers.

Support and structural considerations

Affiliate support

RCI's parent Renault is rated Baa3, on par with RCI's baa3 BCA, and hence RCI does not benefit from affiliate support uplift.

Loss given failure

RCI is subject to the EU Bank Resolution and Recovery Directive (BRRD), which we consider to be an Operational Resolution Regime.

We assume residual tangible common equity of 3% and losses post-failure of 8% of tangible banking assets, a 25% run-off in "junior" wholesale deposits, a 5% run-off in preferred deposits, and assign a 25% probability to deposits being preferred to senior unsecured debt. These are in line with our standard assumptions.

We believe that RCI's deposits and senior unsecured debt are likely to benefit from a very low loss-given-failure, due to the loss absorption provided by (i) the large amount of senior unsecured debt should deposits be treated preferentially in a resolution; and (ii) the small volume of deposits. This results in two-notch LGF uplift from the BCA for both deposits and senior unsecured debt.

Government support

We expect a low probability of government support for debt and deposits, resulting in no uplift for both the long-term deposits and senior unsecured debt issued by the bank.

CR Assessment

CR Assessments are opinions of how counterparty obligations are likely to be treated if a bank fails and are distinct from debt and deposit ratings in that they (1) consider only the risk of default rather than both the likelihood of default and the expected financial loss suffered in the event of default and (2) apply to counterparty obligations and contractual commitments rather than debt or deposit instruments. The CR assessment is an opinion of the counterparty risk related to a bank's covered bonds, contractual performance obligations (servicing), derivatives (e.g., swaps), letters of credit, guarantees and liquidity facilities.

RCI's CR Assessment is positioned at A3(cr)/Prime-2(cr).

The CR Assessment, prior to government support, is positioned three notches above the Adjusted BCA of baa3, based on the cushion against default provided to the senior obligations represented by the CR Assessment by subordinated instruments amounting to 41% of Tangible Banking Assets. The main difference with our Advanced LGF approach used to determine instrument ratings is that the CR Assessment captures the probability of default on certain senior obligations, rather than expected loss, therefore we focus purely on subordination and take no account of the volume of the instrument class.

Rating methodology and scorecard factors

Exhibit 5

RCI Banque

Macro Factors

Weighted Macro Profile **Strong** **100%**

Factor	Historic Ratio	Macro Adjusted Score	Credit Trend	Assigned Score	Key driver #1	Key driver #2
Solvency						
Asset Risk						
Problem Loans / Gross Loans	2.1%	a3	← →	a3	Sector concentration	Long-run loss performance
Capital						
TCE / RWA	16.1%	aa3	← →	a1	Risk-weighted capitalisation	
Profitability						
Net Income / Tangible Assets	1.5%	a3	← →	a3	Earnings quality	Return on assets
Combined Solvency Score		a2		a2		
Liquidity						
Funding Structure						
Market Funds / Tangible Banking Assets	54.5%	b3	← →	b2	Extent of market funding reliance	Term structure
Liquid Resources						
Liquid Banking Assets / Tangible Banking Assets	7.0%	b1	← →	ba2	Access to committed facilities	
Combined Liquidity Score		b2		b1		
Financial Profile				baa2		
Business Diversification				-1		
Opacity and Complexity				0		
Corporate Behavior				0		
Total Qualitative Adjustments				-1		
Sovereign or Affiliate constraint:				Aa2		
Scorecard Calculated BCA range				baa2-ba1		
Assigned BCA				baa3		
Affiliate Support notching				--		
Adjusted BCA				baa3		

Balance Sheet	in-scope (EUR million)	% in-scope	at-failure (EUR million)	% at-failure
Other liabilities	11,602	27.4%	12,605	29.7%
Deposits	14,320	33.8%	13,318	31.4%
Preferred deposits	12,888	30.4%	12,244	28.9%
Junior Deposits	1,432	3.4%	1,074	2.5%
Senior unsecured bank debt	15,211	35.9%	15,211	35.9%
Preference shares (bank)	12	0.0%	12	0.0%
Equity	1,273	3.0%	1,273	3.0%
Total Tangible Banking Assets	42,418	100%	42,418	100%

Debt class	De Jure waterfall		De Facto waterfall		Notching		LGF	Assigned LGF	Additional notching	Preliminary Rating Assessment
	Instrument volume + subordination	Sub-ordination	Instrument volume + subordination	Sub-ordination	De Jure	De Facto				
Counterparty Risk Assessment	41.4%	41.4%	41.4%	41.4%	3	3	3	3	0	a3 (cr)
Deposits	41.4%	3.0%	41.4%	38.9%	2	3	2	2	0	baa1
Senior unsecured bank debt	41.4%	3.0%	38.9%	3.0%	2	2	2	2	0	baa1
Dated subordinated bank debt	3.0%	3.0%	3.0%	3.0%	-1	-1	-1	-1	0	ba1

Instrument class	Loss Given Failure notching	Additional Notching	Preliminary Rating Assessment	Government Support notching	Local Currency Rating	Foreign Currency Rating
Deposits	2	0	baa1	0	Baa1	Baa1
Senior unsecured bank debt	2	0	baa1	0	Baa1	Baa1
Dated subordinated bank debt	-1	0	ba1	0	(P)Ba1	--

Source: Moody's Financial Metrics

Ratings

Exhibit 6

Category	Moody's Rating
RCI BANQUE	
Outlook	Stable
Bank Deposits	Baa1/P-2
Baseline Credit Assessment	baa3
Adjusted Baseline Credit Assessment	baa3
Counterparty Risk Assessment	A3(cr)/P-2(cr)
Senior Unsecured	Baa1
Subordinate MTN -Dom Curr	(P)Ba1
Commercial Paper	P-2
Other Short Term -Dom Curr	(P)P-2
PARENT: RENAULT S.A.	
Outlook	Stable
Issuer Rating	Baa3
Senior Unsecured	Baa3
Commercial Paper -Dom Curr	P-3
Other Short Term -Dom Curr	(P)P-3
BANCO RCI BRASIL S.A.	
Outlook	Stable
Bank Deposits -Fgn Curr	Ba3/NP
Bank Deposits -Dom Curr	Ba1/NP
NSR Bank Deposits	Aaa.br/BR-1
Baseline Credit Assessment	ba3
Adjusted Baseline Credit Assessment	ba1
Counterparty Risk Assessment	Baa3(cr)/P-3(cr)
RCI BANQUE SUCURSAL ARGENTINA	
Outlook	Stable
Issuer Rating -Dom Curr	Ba3
ROMBO COMPANIA FINANCIERA S.A.	
Outlook	Positive(m)
Corporate Family Rating	B1
NSR Corporate Family Rating	Aa2.ar
Senior Unsecured -Dom Curr	B1
NSR Senior Unsecured	Aa2.ar

Source: Moody's Investors Service

© 2017 Moody's Corporation, Moody's Investors Service, Inc., Moody's Analytics, Inc. and/or their licensors and affiliates (collectively, "MOODY'S"). All rights reserved.

CREDIT RATINGS ISSUED BY MOODY'S INVESTORS SERVICE, INC. AND ITS RATINGS AFFILIATES ("MIS") ARE MOODY'S CURRENT OPINIONS OF THE RELATIVE FUTURE CREDIT RISK OF ENTITIES, CREDIT COMMITMENTS, OR DEBT OR DEBT-LIKE SECURITIES, AND MOODY'S PUBLICATIONS MAY INCLUDE MOODY'S CURRENT OPINIONS OF THE RELATIVE FUTURE CREDIT RISK OF ENTITIES, CREDIT COMMITMENTS, OR DEBT OR DEBT-LIKE SECURITIES. MOODY'S DEFINES CREDIT RISK AS THE RISK THAT AN ENTITY MAY NOT MEET ITS CONTRACTUAL, FINANCIAL OBLIGATIONS AS THEY COME DUE AND ANY ESTIMATED FINANCIAL LOSS IN THE EVENT OF DEFAULT. CREDIT RATINGS DO NOT ADDRESS ANY OTHER RISK, INCLUDING BUT NOT LIMITED TO: LIQUIDITY RISK, MARKET VALUE RISK, OR PRICE VOLATILITY. CREDIT RATINGS AND MOODY'S OPINIONS INCLUDED IN MOODY'S PUBLICATIONS ARE NOT STATEMENTS OF CURRENT OR HISTORICAL FACT. MOODY'S PUBLICATIONS MAY ALSO INCLUDE QUANTITATIVE MODEL-BASED ESTIMATES OF CREDIT RISK AND RELATED OPINIONS OR COMMENTARY PUBLISHED BY MOODY'S ANALYTICS, INC. CREDIT RATINGS AND MOODY'S PUBLICATIONS DO NOT CONSTITUTE OR PROVIDE INVESTMENT OR FINANCIAL ADVICE, AND CREDIT RATINGS AND MOODY'S PUBLICATIONS ARE NOT AND DO NOT PROVIDE RECOMMENDATIONS TO PURCHASE, SELL, OR HOLD PARTICULAR SECURITIES. NEITHER CREDIT RATINGS NOR MOODY'S PUBLICATIONS COMMENT ON THE SUITABILITY OF AN INVESTMENT FOR ANY PARTICULAR INVESTOR. MOODY'S ISSUES ITS CREDIT RATINGS AND PUBLISHES MOODY'S PUBLICATIONS WITH THE EXPECTATION AND UNDERSTANDING THAT EACH INVESTOR WILL, WITH DUE CARE, MAKE ITS OWN STUDY AND EVALUATION OF EACH SECURITY THAT IS UNDER CONSIDERATION FOR PURCHASE, HOLDING, OR SALE.

MOODY'S CREDIT RATINGS AND MOODY'S PUBLICATIONS ARE NOT INTENDED FOR USE BY RETAIL INVESTORS AND IT WOULD BE RECKLESS AND INAPPROPRIATE FOR RETAIL INVESTORS TO USE MOODY'S CREDIT RATINGS OR MOODY'S PUBLICATIONS WHEN MAKING AN INVESTMENT DECISION. IF IN DOUBT YOU SHOULD CONTACT YOUR FINANCIAL OR OTHER PROFESSIONAL ADVISER. ALL INFORMATION CONTAINED HEREIN IS PROTECTED BY LAW, INCLUDING BUT NOT LIMITED TO, COPYRIGHT LAW, AND NONE OF SUCH INFORMATION MAY BE COPIED OR OTHERWISE REPRODUCED, REPACKAGED, FURTHER TRANSMITTED, TRANSFERRED, DISSEMINATED, REDISTRIBUTED OR RESOLD, OR STORED FOR SUBSEQUENT USE FOR ANY SUCH PURPOSE, IN WHOLE OR IN PART, IN ANY FORM OR MANNER OR BY ANY MEANS WHATSOEVER, BY ANY PERSON WITHOUT MOODY'S PRIOR WRITTEN CONSENT.

All information contained herein is obtained by MOODY'S from sources believed by it to be accurate and reliable. Because of the possibility of human or mechanical error as well as other factors, however, all information contained herein is provided "AS IS" without warranty of any kind. MOODY'S adopts all necessary measures so that the information it uses in assigning a credit rating is of sufficient quality and from sources MOODY'S considers to be reliable including, when appropriate, independent third-party sources. However, MOODY'S is not an auditor and cannot in every instance independently verify or validate information received in the rating process or in preparing the Moody's publications.

To the extent permitted by law, MOODY'S and its directors, officers, employees, agents, representatives, licensors and suppliers disclaim liability to any person or entity for any indirect, special, consequential, or incidental losses or damages whatsoever arising from or in connection with the information contained herein or the use of or inability to use any such information, even if MOODY'S or any of its directors, officers, employees, agents, representatives, licensors or suppliers is advised in advance of the possibility of such losses or damages, including but not limited to: (a) any loss of present or prospective profits or (b) any loss or damage arising where the relevant financial instrument is not the subject of a particular credit rating assigned by MOODY'S.

To the extent permitted by law, MOODY'S and its directors, officers, employees, agents, representatives, licensors and suppliers disclaim liability for any direct or compensatory losses or damages caused to any person or entity, including but not limited to by any negligence (but excluding fraud, willful misconduct or any other type of liability that, for the avoidance of doubt, by law cannot be excluded) on the part of, or any contingency within or beyond the control of, MOODY'S or any of its directors, officers, employees, agents, representatives, licensors or suppliers, arising from or in connection with the information contained herein or the use of or inability to use any such information.

NO WARRANTY, EXPRESS OR IMPLIED, AS TO THE ACCURACY, TIMELINESS, COMPLETENESS, MERCHANTABILITY OR FITNESS FOR ANY PARTICULAR PURPOSE OF ANY SUCH RATING OR OTHER OPINION OR INFORMATION IS GIVEN OR MADE BY MOODY'S IN ANY FORM OR MANNER WHATSOEVER.

Moody's Investors Service, Inc., a wholly-owned credit rating agency subsidiary of Moody's Corporation ("MCO"), hereby discloses that most issuers of debt securities (including corporate and municipal bonds, debentures, notes and commercial paper) and preferred stock rated by Moody's Investors Service, Inc. have, prior to assignment of any rating, agreed to pay to Moody's Investors Service, Inc. for appraisal and rating services rendered by it fees ranging from \$1,500 to approximately \$2,500,000. MCO and MIS also maintain policies and procedures to address the independence of MIS's ratings and rating processes. Information regarding certain affiliations that may exist between directors of MCO and rated entities, and between entities who hold ratings from MIS and have also publicly reported to the SEC an ownership interest in MCO of more than 5%, is posted annually at www.moody's.com under the heading "Investor Relations — Corporate Governance — Director and Shareholder Affiliation Policy."

Additional terms for Australia only: Any publication into Australia of this document is pursuant to the Australian Financial Services License of MOODY'S affiliate, Moody's Investors Service Pty Limited ABN 61 003 399 657 AFSL 336969 and/or Moody's Analytics Australia Pty Ltd ABN 94 105 136 972 AFSL 383569 (as applicable). This document is intended to be provided only to "wholesale clients" within the meaning of section 761G of the Corporations Act 2001. By continuing to access this document from within Australia, you represent to MOODY'S that you are, or are accessing the document as a representative of, a "wholesale client" and that neither you nor the entity you represent will directly or indirectly disseminate this document or its contents to "retail clients" within the meaning of section 761G of the Corporations Act 2001. MOODY'S credit rating is an opinion as to the creditworthiness of a debt obligation of the issuer, not on the equity securities of the issuer or any form of security that is available to retail investors. It would be reckless and inappropriate for retail investors to use MOODY'S credit ratings or publications when making an investment decision. If in doubt you should contact your financial or other professional adviser.

Additional terms for Japan only: Moody's Japan K.K. ("MJKK") is a wholly-owned credit rating agency subsidiary of Moody's Group Japan G.K., which is wholly-owned by Moody's Overseas Holdings Inc., a wholly-owned subsidiary of MCO. Moody's SF Japan K.K. ("MSFJ") is a wholly-owned credit rating agency subsidiary of MJKK. MSFJ is not a Nationally Recognized Statistical Rating Organization ("NRSRO"). Therefore, credit ratings assigned by MSFJ are Non-NRSRO Credit Ratings. Non-NRSRO Credit Ratings are assigned by an entity that is not a NRSRO and, consequently, the rated obligation will not qualify for certain types of treatment under U.S. laws. MJKK and MSFJ are credit rating agencies registered with the Japan Financial Services Agency and their registration numbers are FSA Commissioner (Ratings) No. 2 and 3 respectively.

MJKK or MSFJ (as applicable) hereby disclose that most issuers of debt securities (including corporate and municipal bonds, debentures, notes and commercial paper) and preferred stock rated by MJKK or MSFJ (as applicable) have, prior to assignment of any rating, agreed to pay to MJKK or MSFJ (as applicable) for appraisal and rating services rendered by it fees ranging from JPY200,000 to approximately JPY350,000,000.

MJKK and MSFJ also maintain policies and procedures to address Japanese regulatory requirements.

REPORT NUMBER 1097483

Contacts

Yasuko Nakamura +33.1.5330.1030
 VP-Sr Credit Officer
 yasuko.nakamura@moodys.com

Pierre-Alexandre +44.20.7772.1638
 Germont
 Associate Analyst
 pierre-alexandre.germont@moodys.com

Nick Hill +33.1.5330.1029
 MD-Banking
 nick.hill@moodys.com

Laurent Le Mouel +33.1.5330.3340
 VP-Senior Analyst
 laurent.lemouel@moodys.com

Alain Laurin +33.1.5330.1059
 Associate Managing
 Director
 alain.laurin@moodys.com

CLIENT SERVICES

Americas	1-212-553-1653
Asia Pacific	852-3551-3077
Japan	81-3-5408-4100
EMEA	44-20-7772-5454