

CREDIT OPINION

28 March 2019

Update

 Rate this Research

RATINGS

RCI Banque

Domicile	France
Long Term CRR	A3
Type	LT Counterparty Risk Rating - Fgn Curr
Outlook	Not Assigned
Long Term Debt	Baa1
Type	Senior Unsecured - Fgn Curr
Outlook	Stable
Long Term Deposit	Baa1
Type	LT Bank Deposits - Fgn Curr
Outlook	Stable

Please see the [ratings section](#) at the end of this report for more information. The ratings and outlook shown reflect information as of the publication date.

Contacts

Yasuko Nakamura +33.1.5330.1030
 VP-Sr Credit Officer
 yasuko.nakamura@moodys.com

Claudia Silva +44.20.7772.1714
 Associate Analyst
 claudia.silva@moodys.com

Alain Laurin +33.1.5330.1059
 Associate Managing Director
 alain.laurin@moodys.com

Nick Hill +33.1.5330.1029
 MD-Banking
 nick.hill@moodys.com

» Contacts continued on last page

RCI Banque

Update following affirmation at Baa1, outlook changed to stable

Summary

On 13 March, we affirmed the Baa1 long-term senior unsecured debt and deposit ratings of [RCI Banque's](#) (RCI) and changed the outlooks on these ratings to stable from positive. We also affirmed RCI's standalone baseline credit assessment (BCA) and adjusted BCA of baa3, its subordinated programme rating of (P)Ba1, its short-term ratings of Prime-2, and long- and short-term Counterparty Risk ratings and Counterparty Risk (CR) assessments of A3/Prime-2 and A3(cr)/Prime-2(cr), respectively. The change in the outlook on RCI's long-term ratings to stable was prompted by the change in the outlook of its parent [Renault S.A.](#) (Renault; Baa3, stable) to stable from positive.

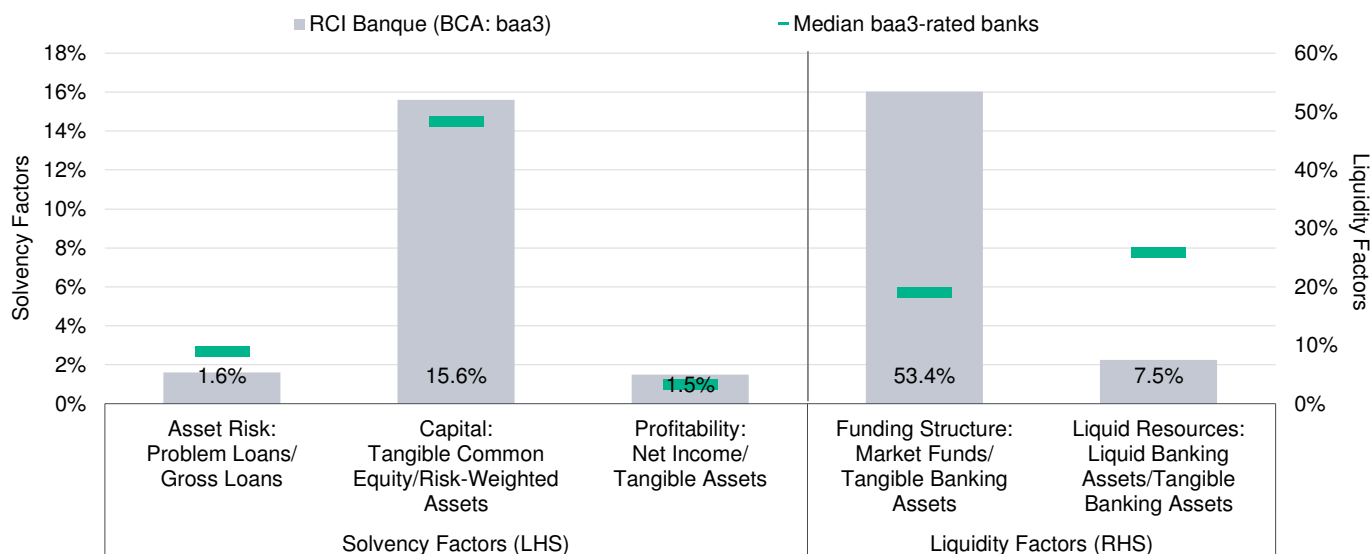
The bank's BCA of baa3 is supported by the bank's role as a strategic captive for Renault and its sound risk management and financial fundamentals. The bank's earnings streams are strong and stable, credit losses on its retail and corporate exposures are low and capitalisation is commensurate with its risk profile. At the same time, the BCA is constrained by the bank's lack of business diversification and large exposures to car dealers.

RCI's strategic role within the Renault/Nissan Alliance results in its standalone creditworthiness being closely tied to the strengths/weaknesses of its parent.

RCI's long-term deposit and senior unsecured debt ratings benefit from two notches of uplift under our Advanced Loss Given Failure (LGF) analysis, stemming from the large volume of senior long-term debt outstanding. RCI's ratings currently do not benefit from any affiliate support uplift from its parent because Renault's rating is at the same level as RCI's BCA.

Exhibit 1

Rating Scorecard - Key financial ratios



Source: Moody's Financial Metrics

Credit strengths

- » RCI is essential to its parent's strategy.
- » The bank's asset risk is moderate.
- » Capitalization is commensurate with the bank's risk profile.
- » RCI has maintained strong profitability through the credit cycle.
- » The bank has limited refinancing risk, an increasing deposit base and an adequate liquidity buffer.

Credit challenges

- » RCI's risk profile remains high mainly because of its captive status and lack of business diversification.
- » The car market is cyclical in nature.
- » The bank has some credit concentration vis a vis car dealers.
- » The bank relies on wholesale funding to a significant degree.

Outlook

RCI's deposit and senior unsecured debt ratings carry a stable outlook, in line with the stable outlook on the parent company, Renault.

Factors that could lead to an upgrade

- » Given the high probability of support, RCI's adjusted BCA could be upgraded due to an upgrade of its parent Renault. RCI's BCA could be upgraded following (1) a material reduction in its reliance on wholesale funding; or (2) any material improvement in asset quality or solvency. We consider that the BCA of a financial captive such as RCI is unlikely to exceed the carmaker's rating (i.e. that of Renault) by more than one notch.

This publication does not announce a credit rating action. For any credit ratings referenced in this publication, please see the ratings tab on the issuer/entity page on www.moody's.com for the most updated credit rating action information and rating history.

- » An upgrade of the BCA or the adjusted BCA would likely prompt an upgrade of the bank's deposit and senior unsecured ratings. Under our Advanced LGF analysis, the long-term and short-term deposit and the senior unsecured debt ratings could be upgraded given significant issuance of more junior instruments, which we do not expect in the short-term.

Factors that could lead to a downgrade

- » A downgrade of RCI's ratings could materialise if (1) Renault's rating were downgraded by more than one notch; or (2) the bank's credit fundamentals deteriorate.

Key indicators

Exhibit 2

RCI Banque (Consolidated Financials) [1]

	6-18 ²	12-17 ²	12-16 ²	12-15 ²	12-14 ²	CAGR/Avg. ³
Total Assets (EUR million)	52,942	49,709	43,320	37,073	32,023	15.4 ⁴
Total Assets (USD million)	61,813	59,690	45,692	40,272	38,750	14.3 ⁴
Tangible Common Equity (EUR million)	4,922	4,615	3,976	3,384	3,048	14.7 ⁴
Tangible Common Equity (USD million)	5,747	5,542	4,194	3,676	3,688	13.5 ⁴
Problem Loans / Gross Loans (%)	1.2	1.3	1.5	2.5	3.0	1.9 ⁵
Tangible Common Equity / Risk Weighted Assets (%)	15.6	15.6	16.1	15.9	15.9	15.8 ⁶
Problem Loans / (Tangible Common Equity + Loan Loss Reserve) (%)	10.4	10.8	12.8	19.9	23.2	15.4 ⁵
Net Interest Margin (%)	2.8	2.7	2.7	3.0	3.1	2.9 ⁵
PPI / Average RWA (%)	4.5	4.1	4.4	4.6	4.1	4.3 ⁶
Net Income / Tangible Assets (%)	1.7	1.5	1.4	1.5	1.4	1.5 ⁵
Cost / Income Ratio (%)	30.1	32.0	31.4	31.5	35.1	32.0 ⁵
Market Funds / Tangible Banking Assets (%)	53.7	53.4	54.5	55.7	60.9	55.7 ⁵
Liquid Banking Assets / Tangible Banking Assets (%)	8.0	7.5	7.0	9.3	6.2	7.6 ⁵
Gross Loans / Due to Customers (%)	280.2	283.5	296.3	300.1	402.5	312.5 ⁵

[1] All figures and ratios are adjusted using Moody's standard adjustments. [2] Basel III - fully-loaded or transitional phase-in; IFRS. [3] May include rounding differences due to scale of reported amounts. [4] Compound Annual Growth Rate (%) based on time period presented for the latest accounting regime. [5] Simple average of periods presented for the latest accounting regime. [6] Simple average of Basel III periods presented.

Source: Moody's Financial Metrics

Profile

RCI Banque (RCI) adopted its current name in 2002. Previously named Renault Crédit International, RCI became the sole shareholder of Diac SA (founded in 1924) and obtained its banking licence in 1991.

RCI is a captive finance company and a wholly owned subsidiary of the French auto manufacturer Renault. The bank provides sales financing for Renault Group's brands (Renault, Renault Samsung Motors and Dacia) worldwide and for Nissan Group's brands (Nissan, Infiniti and Datsun) mainly in Europe and South America. It also operates through joint ventures in Russia and India. As of 30 June 2018, the bank operated commercially in 36 countries, divided into five major world regions: Europe, the Americas, Africa-Middle East-India, Eurasia and Asia Pacific.

For new vehicles (cars and light utility vehicles) registered by Renault and Nissan worldwide, RCI reported a 40.7% financing penetration rate¹ in 2018. At year-end 2018, the bank's consolidated balance sheet of €53.4 billion.

Because RCI is chartered as a bank, it has to comply with all European regulations (Capital Requirements Directive [CRD4], Capital Requirements Regulation (CRR), Bank Recovery and Resolution Directive (BRRD), etc. The bank has been supervised by the European Central Bank since January 2016 because it is considered a significant institution. In February 2016, RCI adopted a new commercial name, RCI Bank and Services.

Detailed credit considerations

RCI is a key vehicle for the strategy of its industrial parent, Renault

RCI is a wholly owned captive finance company that supports the sales of the Renault/Nissan Alliance by offering auto loans to customers (both individuals and corporates) and loans to dealers to help them finance their inventories and activities. RCI also offers related services such as maintenance, insurance and roadside assistance, etc. Lastly, the bank collects deposits through online savings accounts in France, Germany, Austria and the UK to diversify its funding base.

Loans to retail customers and corporate clients excluding dealers (€36 billion at year-end 2018) can also take the form of long-term leases. Leases are almost exclusively finance leases (€11.7 billion at year-end 2018) and, to a much lesser extent, operating leases (€1 billion net of depreciation and impairments at year-end 2018).

Ancillary products and services, such as insurance, warranty extensions and maintenance contracts, have been developed so as to improve customer loyalty and are growing at a high pace. While these services are an integral part of RCI's financing and mobility offer and boost RCI's revenues, we believe they do not materially enhance the bank's diversification, which remains mainly focused on existing customers of the Renault/Nissan Alliance car brands.

Asset risks are moderate despite some concentration vis a vis car dealers

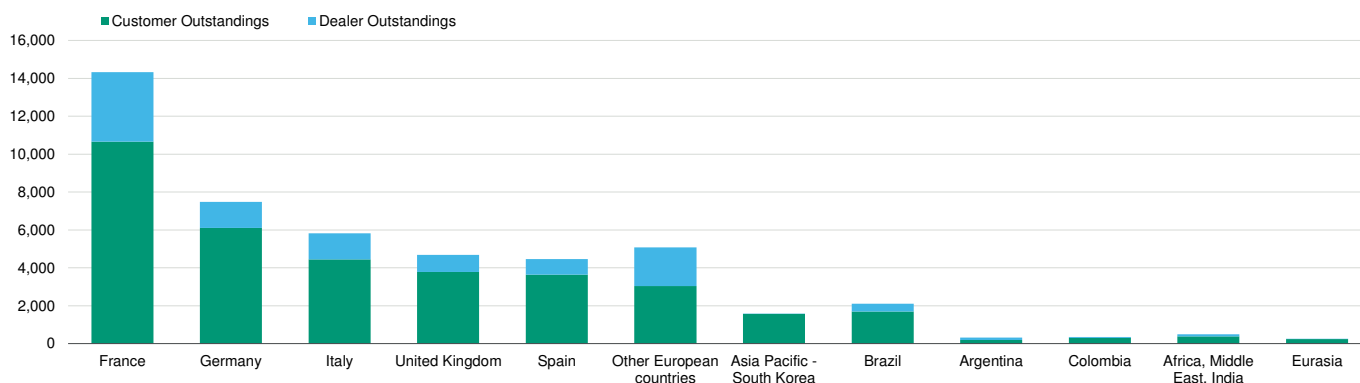
At end-2018, RCI's problem loans to customers was stable at around 1.3% of gross loans (1.5% in the customer loan book and 0.8% on dealers). This portfolio is well provisioned, with stage 3 loan-loss reserves accounting for 64% of problem loans at year-end 2018 in the customer loan book and 37% in the dealer loan book. Asset performance has been stable since 2015 with an annual cost of risk of less than 40 basis points (bps) of average outstanding loans. In 2018, the bank's cost of risk was 33 bps after a particularly low 11 bps in 2017, driven by provision reversals in the dealer financing business.

One of RCI's main risks is the lack of business diversification because it is a captive specialised institution. As such, a downturn in sales volumes of Renault/Nissan Alliance brands would likely result in lower origination volumes and, therefore, lower revenues. Credit risk concentration in car dealers is high and represented 24% of the bank's loan book of €46 billion at year-end 2018. Although we recognise that this portfolio, which comprises a large number of borrowers, has performed well in the past, we believe these exposures constitute a quasi single risk, given the degree of correlation among car dealers' performance, in particular during a downturn.

Given that the bulk of the residual value risk on lease operations is borne by its parent company, the residual value risk at the level of RCI was limited to €1.9 billion at year-end 2018, slightly below the level reached at year-end 2017 (€2 billion), resulting from both changes in the bank's commercial policy in the UK and changes in foreign exchange rates.

Exhibit 3

Loan book mix at end-December 2018 - end-user customers and car dealers (€ million)



Source: Investor presentation FY 2018

Capitalisation is commensurate with the bank's risk profile

RCI reported a fully-loaded Common Equity Tier 1 capital ratio of 15.5% at year-end 2018 versus 14.7% as of year-end 2017. Its fully-loaded Tier 1 leverage ratio was 8.9% at the same date (8.6% at year-end 2017). We believe the bank's economic solvency is adequate, given its risk profile. This solvency is reflected in our assigned Capital score of a1.

RCI has maintained strong profitability despite the cyclical nature of the car market

RCI consistently generated a comfortable net banking income exceeding 4% of average performing assets over the past five years (4.3% in 2018). The resilience of the bank's net interest income, representing around 75% of its net banking income, stems from profitable car-financing activities (including packaged products such as leasing associated with ancillary services, which are less price sensitive than plain vanilla loans), contained funding costs and the fact that RCI has the ability to pass increases in funding costs onto its customers. The relatively long-term tenure of the car-financing contracts mitigates to some extent the effects of the car market cycles and reduces income volatility. Revenues from ancillary products and services to net banking income represented around 1.2% of average performing assets in 2018.

The bank also has good cost efficiency because of its low fixed costs, which accounted for around 1.3% of its average performing assets and resulted in a cost-to-income ratio of around 30% in 2018 (1.3% and 32% respectively in full-year 2017). This high cost efficiency reflects the fact that the bank benefits from various services provided by Renault (for example, distribution channels), as well as from the group's marketing initiatives.

RCI was fined by Italy's competition authority, Autorità Garante della Concorrenza e de Mercato (AGCM) on 9 January 2019 along with eight other auto captives for exchanges of commercial information on the main characteristics of their loans between 2003 and 2017. The fine imposed to RCI was €125 million, representing around 15% of the bank's 2018 net profit, which is manageable. RCI announced that it will appeal the AGCM's decision but this will likely take more than two years to conclude. RCI also has a litigation in Switzerland on the same issue.

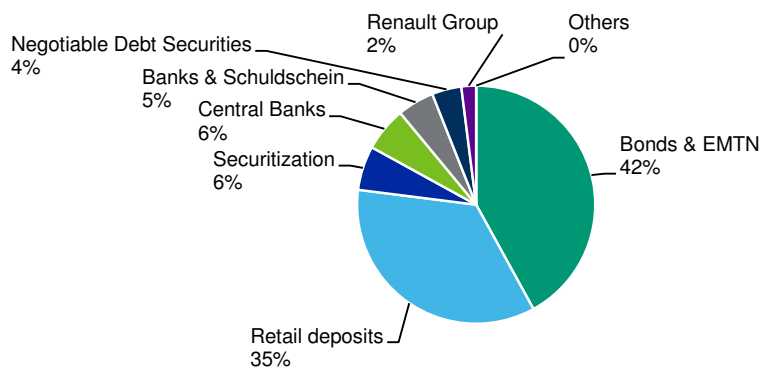
RCI relies on wholesale funding, a credit weakness, partly mitigated by limited refinancing risk, an increasing deposit base and an adequate liquidity buffer

RCI is mainly wholesale funded, making it vulnerable to sudden changes in investor confidence. Restricted market access could lead to higher funding costs, which would constrain loan origination. This would harm RCI's franchise and ultimately reduce its earnings generation, particularly if funding constraints coincide with higher loan impairments. Our assigned Combined Liquidity score of b1 reflects the relative weakness of the bank's funding and liquidity for the rating.

However, we recognise that RCI (1) strives to match its assets and liabilities, thereby limiting maturity transformation and refinancing risk; and (2) has access to liquidity, principally in the form of committed bank credit lines to bridge any mismatches or temporary market access restrictions.

Positively, the bank (1) receives very limited funding from the Renault Group; and (2) has started collecting internet deposits from retail customers in 2012, which currently account for around one-third of net outstanding loans, at the level targeted by RCI.

Exhibit 4

Funding sources % total funding (December 2018)

Source: Investor presentation FY 2018

RCI claims to have a funding surplus because it finances its loan book with longer-term liabilities, resulting in little refinancing risk.

The bank has been able to issue in the markets debt of various maturities and in different currencies in the past couple of years. We also acknowledge the geographical diversification of the resources and investors. Securitisation is used both for funding purposes and to create assets eligible for Central Bank refinancing. At year-end 2018, securitisation represented 6% of the bank's funding. The bank still has a sizeable pool of available securitisable assets. In a stress scenario, the bank should, therefore, be able to increase its recourse to securitisation to make its balance sheet more liquid and create European Central Bank-eligible assets.

Our Funding Structure score of b2 reflects the bank's large dependence on market funding.

RCI claims that it would be able to carry out its commercial business activity during 12 months while preserving a 100% liquidity coverage ratio (LCR) in a stressed liquidity scenario where it would be deprived of access to capital markets. RCI's liquidity buffer amounted to €11 billion at year-end 2018, of which 20% consisted of HQLAs, 35% of assets eligible to ECB refinancing, 40% of available confirmed lines of credit and 4% of other financial assets.

RCI's BCA is supported by its Strong Macro Profile

RCI's operating environment is heavily influenced by that of European countries and its Macro Profile is in line with the European Union's average Macro Profile i.e. Strong.

Support and structural considerations

Affiliate support

We believe RCI benefits from a high probability of support from its parent, Renault. This view is underpinned by the bank's strategic importance to the car manufacturer. The bank is a wholly owned subsidiary of Renault and is fully integrated into its strategy. The bank finances more than 38% of new vehicles registered by Renault Group's brands, which highlights the critical importance of a financial captive as a means to facilitating car sales. The bank also plays a critical role for Renault through the financing of its dealer network.

To date, RCI's ratings have not benefited from any affiliate support uplift from Renault because Renault's rating was at the same level as the bank's BCA.

Loss Given Failure (LGF) analysis

Our Advanced LGF analysis applies to RCI, given that the bank is subject to an operational resolution regime under the Bank Recovery and Resolution Directive, which was transposed into French law on 20 August 2015.

In accordance with our methodology, we, therefore, apply our LGF analysis, considering the risks faced by the different debt and deposit classes across the liability structure should the bank be put on resolution. We assume a residual tangible common equity of 3% and post-failure losses of 8% of tangible banking assets, a 25% runoff in junior deposits and a 5% runoff in preferred deposits, and assign a 25% probability to deposits being preferred to senior unsecured debt. These are in line with our standard assumptions.

In addition, we apply a proportion of 10% of deposits considered junior, given that the deposit base is predominantly constituted of online retail deposits.

Under these assumptions, RCI's deposits and senior unsecured debt are likely to face a very low loss given failure, because of the loss absorption provided by the large amount of senior unsecured debt. This results in a two-notch LGF uplift from the BCA (baa3) for both deposits and senior unsecured debt (Baa1).

Government support

We expect a low probability of government support for debt and deposits, resulting in no uplift for both the long-term deposits and senior unsecured debt issued by the bank.

Counterparty Risk (CR) Assessment

CR Assessments are opinions of how counterparty obligations are likely to be treated if a bank fails and are distinct from debt and deposit ratings in that they (1) consider only the risk of default rather than both the likelihood of default and the expected financial loss, and (2) apply to counterparty obligations and contractual commitments rather than debt or deposit instruments. The CR Assessment is an opinion of the counterparty risk related to a bank's covered bonds, contractual performance obligations (servicing), derivatives (for example, swaps), letters of credit, guarantees and liquidity facilities.

RCI's CR Assessment is positioned at A3(cr)/Prime-2(cr)

The CR Assessment, prior to government support, is positioned three notches above the Adjusted BCA of baa3, based on the buffer against default provided to the senior obligations represented by the CR Assessment by subordinated instruments, amounting to 41% of tangible banking assets. The main difference with our Advanced LGF approach used to determine instrument ratings is that the CR Assessment captures the probability of default on certain senior obligations, rather than expected loss; therefore, we focus purely on subordination and take no account of the volume of the instrument class.

Counterparty Risk Ratings (CRRs)

Our CRRs are opinions of the ability of entities to honour the uncollateralised portion of non-debt counterparty financial liabilities (CRR liabilities) and also reflect the expected financial losses in the event such liabilities are not honoured. CRR liabilities typically relate to transactions with unrelated parties. Examples of CRR liabilities include the uncollateralised portion of payables arising from derivatives transactions and the uncollateralised portion of liabilities under sale and repurchase agreements. CRRs are not applicable to funding commitments or other obligations associated with covered bonds, letters of credit, guarantees, servicer and trustee obligations, and other similar obligations that arise from a bank performing its essential operating functions.

RCI's CRRs are positioned at A3/Prime-2

The CRRs for RCI, prior to government support, are three notches higher than the Adjusted BCA of baa3, based on the level of subordination to CRR liabilities in the bank's balance sheet, and assuming a nominal volume of such liabilities.

Rating methodology and scorecard factors

Exhibit 5

RCI Banque

Macro Factors

Weighted Macro Profile **Strong** **100%**

Factor	Historic Ratio	Initial Score	Expected Trend	Assigned Score	Key driver #1	Key driver #2
Solvency						
Asset Risk						
Problem Loans / Gross Loans	1.6%	a2	← →	a3	Sector concentration	Long-run loss performance
Capital						
TCE / RWA	15.6%	a1	↑	a1	Risk-weighted capitalisation	
Profitability						
Net Income / Tangible Assets	1.5%	a2	← →	a2	Earnings quality	Return on assets
Combined Solvency Score		a2		a2		
Liquidity						
Funding Structure						
Market Funds / Tangible Banking Assets	53.4%	b3	← →	b2	Extent of market funding reliance	Term structure
Liquid Resources						
Liquid Banking Assets / Tangible Banking Assets	7.5%	ba3	↑	ba2	Access to committed facilities	
Combined Liquidity Score		b2		b1		
Financial Profile						
Business Diversification				-1		
Opacity and Complexity				0		
Corporate Behavior				0		
Total Qualitative Adjustments				-1		
Sovereign or Affiliate constraint:				Aa2		
Scorecard Calculated BCA range				baa2-ba1		
Assigned BCA				baa3		
Affiliate Support notching				--		
Adjusted BCA				baa3		

Balance Sheet	in-scope (EUR million)	% in-scope	at-failure (EUR million)	% at-failure
Other liabilities	12,903	26.9%	14,090	29.4%
Deposits	16,957	35.4%	15,770	32.9%
Preferred deposits	15,261	31.8%	14,498	30.3%
Junior Deposits	1,696	3.5%	1,272	2.7%
Senior unsecured bank debt	16,615	34.7%	16,615	34.7%
Preference shares (bank)	13		13	
Equity	1,438	3.0%	1,438	3.0%
Total Tangible Banking Assets	47,926	100%	47,926	100%

Debt class	De Jure waterfall		De Facto waterfall		Notching		LGF Notching Guidance vs. Adjusted BCA	Assigned LGF notching	Additional notching	Preliminary Rating Assessment
	Instrument volume + subordination	Sub-ordination	Instrument volume + subordination	Sub-ordination	De Jure	De Facto				
Counterparty Risk Rating	40.4%	40.3%	40.4%	40.3%	3	3	3	3	0	a3
Counterparty Risk Assessment	40.3%	40.3%	40.3%	40.3%	3	3	3	3	0	a3 (cr)
Deposits	40.3%	3.0%	40.3%	37.7%	2	3	2	2	0	baa1
Senior unsecured bank debt	40.3%	3.0%	37.7%	3.0%	2	2	2	2	0	baa1
Dated subordinated bank debt	3.0%	3.0%	3.0%	3.0%	-1	-1	-1	-1	0	ba1

Instrument class	Loss Given Failure notching	Additional Notching	Preliminary Rating Assessment	Government Support notching	Local Currency Rating	Foreign Currency Rating
Counterparty Risk Rating	3	0	a3	0	A3	A3
Counterparty Risk Assessment	3	0	a3 (cr)	0	A3 (cr)	--
Deposits	2	0	baa1	0	Baa1	Baa1
Senior unsecured bank debt	2	0	baa1	0	Baa1	Baa1
Dated subordinated bank debt	-1	0	ba1	0	(P)Ba1	--

[1] Where dashes are shown for a particular factor (or sub-factor), the score is based on non-public information.

Source: Moody's Financial Metrics

Ratings

Exhibit 6

Category	Moody's Rating
RCI BANQUE	
Outlook	Stable
Counterparty Risk Rating	A3/P-2
Bank Deposits	Baa1/P-2
Baseline Credit Assessment	baa3
Adjusted Baseline Credit Assessment	baa3
Counterparty Risk Assessment	A3(cr)/P-2(cr)
Senior Unsecured	Baa1
Subordinate MTN -Dom Curr	(P)Ba1
Commercial Paper	P-2
Other Short Term -Dom Curr	(P)P-2
PARENT: RENAULT S.A.	
Outlook	Stable
Issuer Rating	Baa3
Senior Unsecured -Dom Curr	Baa3
Commercial Paper -Dom Curr	P-3
Other Short Term -Dom Curr	(P)P-3
BANCO RCI BRASIL S.A.	
Outlook	Stable
Counterparty Risk Rating -Fgn Curr	Ba1/NP
Counterparty Risk Rating -Dom Curr	Baa3/P-3
Bank Deposits -Fgn Curr	Ba3/NP
Bank Deposits -Dom Curr	Ba1/NP
NSR Bank Deposits	Aaa.br/BR-1
Baseline Credit Assessment	ba3
Adjusted Baseline Credit Assessment	ba1
Counterparty Risk Assessment	Baa3(cr)/P-3(cr)
RCI BANQUE SUCURSAL ARGENTINA	
Outlook	Stable
Issuer Rating -Dom Curr	Ba2
ROMBO COMPANIA FINANCIERA S.A.	
Outlook	Stable
Bank Deposits -Fgn Curr	B3/NP

Bank Deposits -Dom Curr	Ba3/NP
NSR Bank Deposits	Aa1.ar/--
Baseline Credit Assessment	b2
Adjusted Baseline Credit Assessment	ba3
Counterparty Risk Assessment	Ba3(cr)/NP(cr)
Senior Unsecured -Dom Curr	Ba3
NSR Senior Unsecured	Aa1.ar

Source: Moody's Investors Service

Endnotes

¹ The penetration rate represents the percentage of cars sold by Renault S.A. for which RCI Banque provided financing to the client.

© 2019 Moody's Corporation, Moody's Investors Service, Inc., Moody's Analytics, Inc. and/or their licensors and affiliates (collectively, "MOODY'S"). All rights reserved.

CREDIT RATINGS ISSUED BY MOODY'S INVESTORS SERVICE, INC. AND ITS RATINGS AFFILIATES ("MIS") ARE MOODY'S CURRENT OPINIONS OF THE RELATIVE FUTURE CREDIT RISK OF ENTITIES, CREDIT COMMITMENTS, OR DEBT OR DEBT-LIKE SECURITIES, AND MOODY'S PUBLICATIONS MAY INCLUDE MOODY'S CURRENT OPINIONS OF THE RELATIVE FUTURE CREDIT RISK OF ENTITIES, CREDIT COMMITMENTS, OR DEBT OR DEBT-LIKE SECURITIES. MOODY'S DEFINES CREDIT RISK AS THE RISK THAT AN ENTITY MAY NOT MEET ITS CONTRACTUAL FINANCIAL OBLIGATIONS AS THEY COME DUE AND ANY ESTIMATED FINANCIAL LOSS IN THE EVENT OF DEFAULT OR IMPAIRMENT. SEE MOODY'S RATING SYMBOLS AND DEFINITIONS PUBLICATION FOR INFORMATION ON THE TYPES OF CONTRACTUAL FINANCIAL OBLIGATIONS ADDRESSED BY MOODY'S RATINGS. CREDIT RATINGS DO NOT ADDRESS ANY OTHER RISK, INCLUDING BUT NOT LIMITED TO: LIQUIDITY RISK, MARKET VALUE RISK, OR PRICE VOLATILITY. CREDIT RATINGS AND MOODY'S OPINIONS INCLUDED IN MOODY'S PUBLICATIONS ARE NOT STATEMENTS OF CURRENT OR HISTORICAL FACT. MOODY'S PUBLICATIONS MAY ALSO INCLUDE QUANTITATIVE MODEL-BASED ESTIMATES OF CREDIT RISK AND RELATED OPINIONS OR COMMENTARY PUBLISHED BY MOODY'S ANALYTICS, INC. CREDIT RATINGS AND MOODY'S PUBLICATIONS DO NOT CONSTITUTE OR PROVIDE INVESTMENT OR FINANCIAL ADVICE, AND CREDIT RATINGS AND MOODY'S PUBLICATIONS ARE NOT AND DO NOT PROVIDE RECOMMENDATIONS TO PURCHASE, SELL, OR HOLD PARTICULAR SECURITIES. NEITHER CREDIT RATINGS NOR MOODY'S PUBLICATIONS COMMENT ON THE SUITABILITY OF AN INVESTMENT FOR ANY PARTICULAR INVESTOR. MOODY'S ISSUES ITS CREDIT RATINGS AND PUBLISHES MOODY'S PUBLICATIONS WITH THE EXPECTATION AND UNDERSTANDING THAT EACH INVESTOR WILL, WITH DUE CARE, MAKE ITS OWN STUDY AND EVALUATION OF EACH SECURITY THAT IS UNDER CONSIDERATION FOR PURCHASE, HOLDING, OR SALE.

MOODY'S CREDIT RATINGS AND MOODY'S PUBLICATIONS ARE NOT INTENDED FOR USE BY RETAIL INVESTORS AND IT WOULD BE RECKLESS AND INAPPROPRIATE FOR RETAIL INVESTORS TO USE MOODY'S CREDIT RATINGS OR MOODY'S PUBLICATIONS WHEN MAKING AN INVESTMENT DECISION. IF IN DOUBT YOU SHOULD CONTACT YOUR FINANCIAL OR OTHER PROFESSIONAL ADVISER. ALL INFORMATION CONTAINED HEREIN IS PROTECTED BY LAW, INCLUDING BUT NOT LIMITED TO, COPYRIGHT LAW, AND NONE OF SUCH INFORMATION MAY BE COPIED OR OTHERWISE REPRODUCED, REPACKAGED, FURTHER TRANSMITTED, TRANSFERRED, DISSEMINATED, REDISTRIBUTED OR RESOLD, OR STORED FOR SUBSEQUENT USE FOR ANY SUCH PURPOSE, IN WHOLE OR IN PART, IN ANY FORM OR MANNER OR BY ANY MEANS WHATSOEVER, BY ANY PERSON WITHOUT MOODY'S PRIOR WRITTEN CONSENT.

CREDIT RATINGS AND MOODY'S PUBLICATIONS ARE NOT INTENDED FOR USE BY ANY PERSON AS A BENCHMARK AS THAT TERM IS DEFINED FOR REGULATORY PURPOSES AND MUST NOT BE USED IN ANY WAY THAT COULD RESULT IN THEM BEING CONSIDERED A BENCHMARK.

All information contained herein is obtained by MOODY'S from sources believed by it to be accurate and reliable. Because of the possibility of human or mechanical error as well as other factors, however, all information contained herein is provided "AS IS" without warranty of any kind. MOODY'S adopts all necessary measures so that the information it uses in assigning a credit rating is of sufficient quality and from sources MOODY'S considers to be reliable including, when appropriate, independent third-party sources. However, MOODY'S is not an auditor and cannot in every instance independently verify or validate information received in the rating process or in preparing the Moody's publications.

To the extent permitted by law, MOODY'S and its directors, officers, employees, agents, representatives, licensors and suppliers disclaim liability to any person or entity for any indirect, special, consequential, or incidental losses or damages whatsoever arising from or in connection with the information contained herein or the use of or inability to use any such information, even if MOODY'S or any of its directors, officers, employees, agents, representatives, licensors or suppliers is advised in advance of the possibility of such losses or damages, including but not limited to: (a) any loss of present or prospective profits or (b) any loss or damage arising where the relevant financial instrument is not the subject of a particular credit rating assigned by MOODY'S.

To the extent permitted by law, MOODY'S and its directors, officers, employees, agents, representatives, licensors and suppliers disclaim liability for any direct or compensatory losses or damages caused to any person or entity, including but not limited to by any negligence (but excluding fraud, willful misconduct or any other type of liability that, for the avoidance of doubt, by law cannot be excluded) on the part of, or any contingency within or beyond the control of, MOODY'S or any of its directors, officers, employees, agents, representatives, licensors or suppliers, arising from or in connection with the information contained herein or the use of or inability to use any such information.

NO WARRANTY, EXPRESS OR IMPLIED, AS TO THE ACCURACY, TIMELINESS, COMPLETENESS, MERCHANTABILITY OR FITNESS FOR ANY PARTICULAR PURPOSE OF ANY CREDIT RATING OR OTHER OPINION OR INFORMATION IS GIVEN OR MADE BY MOODY'S IN ANY FORM OR MANNER WHATSOEVER.

Moody's Investors Service, Inc., a wholly-owned credit rating agency subsidiary of Moody's Corporation ("MCO"), hereby discloses that most issuers of debt securities (including corporate and municipal bonds, debentures, notes and commercial paper) and preferred stock rated by Moody's Investors Service, Inc. have, prior to assignment of any rating, agreed to pay to Moody's Investors Service, Inc. for ratings opinions and services rendered by it fees ranging from \$1,000 to approximately \$2,700,000. MCO and MIS also maintain policies and procedures to address the independence of MIS's ratings and rating processes. Information regarding certain affiliations that may exist between directors of MCO and rated entities, and between entities who hold ratings from MIS and have also publicly reported to the SEC an ownership interest in MCO of more than 5%, is posted annually at www.moody.com under the heading "Investor Relations — Corporate Governance — Director and Shareholder Affiliation Policy."

Additional terms for Australia only: Any publication into Australia of this document is pursuant to the Australian Financial Services License of MOODY'S affiliate, Moody's Investors Service Pty Limited ABN 61 003 399 657 AFSL 336969 and/or Moody's Analytics Australia Pty Ltd ABN 94 105 136 972 AFSL 383569 (as applicable). This document is intended to be provided only to "wholesale clients" within the meaning of section 761G of the Corporations Act 2001. By continuing to access this document from within Australia, you represent to MOODY'S that you are, or are accessing the document as a representative of, a "wholesale client" and that neither you nor the entity you represent will directly or indirectly disseminate this document or its contents to "retail clients" within the meaning of section 761G of the Corporations Act 2001. MOODY'S credit rating is an opinion as to the creditworthiness of a debt obligation of the issuer, not on the equity securities of the issuer or any form of security that is available to retail investors.

Additional terms for Japan only: Moody's Japan K.K. ("MJKK") is a wholly-owned credit rating agency subsidiary of Moody's Group Japan G.K., which is wholly-owned by Moody's Overseas Holdings Inc., a wholly-owned subsidiary of MCO. Moody's SF Japan K.K. ("MSFJ") is a wholly-owned credit rating agency subsidiary of MJKK. MSFJ is not a Nationally Recognized Statistical Rating Organization ("NRSRO"). Therefore, credit ratings assigned by MSFJ are Non-NRSRO Credit Ratings. Non-NRSRO Credit Ratings are assigned by an entity that is not a NRSRO and, consequently, the rated obligation will not qualify for certain types of treatment under U.S. laws. MJKK and MSFJ are credit rating agencies registered with the Japan Financial Services Agency and their registration numbers are FSA Commissioner (Ratings) No. 2 and 3 respectively.

MJKK or MSFJ (as applicable) hereby disclose that most issuers of debt securities (including corporate and municipal bonds, debentures, notes and commercial paper) and preferred stock rated by MJKK or MSFJ (as applicable) have, prior to assignment of any rating, agreed to pay to MJKK or MSFJ (as applicable) for ratings opinions and services rendered by it fees ranging from JPY125,000 to approximately JPY250,000,000.

MJKK and MSFJ also maintain policies and procedures to address Japanese regulatory requirements.

Contacts

Yasuko Nakamura <i>VP-Sr Credit Officer</i> yasuko.nakamura@moodys.com	+33.1.5330.1030	Laurent Le Mouel <i>VP-Senior Analyst</i> laurent.lemouel@moodys.com	+33.1.5330.3340
Alain Laurin <i>Associate Managing Director</i> alain.laurin@moodys.com	+33.1.5330.1059	Nick Hill <i>MD-Banking</i> nick.hill@moodys.com	+33.1.5330.1029
Claudia Silva <i>Associate Analyst</i> claudia.silva@moodys.com	+44.20.7772.1714		