

CREDIT OPINION

9 April 2020

Update

✓ Rate this Research

RATINGS

RCI Banque

Domicile	France
Long Term CRR	A3 , Possible Downgrade
Type	LT Counterparty Risk Rating - Fgn Curr
Outlook	Not Assigned
Long Term Debt	Baa1 , Possible Downgrade
Type	Senior Unsecured - Fgn Curr
Outlook	Rating(s) Under Review
Long Term Deposit	Baa1 , Possible Downgrade
Type	LT Bank Deposits - Fgn Curr
Outlook	Rating(s) Under Review

Please see the [ratings section](#) at the end of this report for more information. The ratings and outlook shown reflect information as of the publication date.

Contacts

Claudia Silva +44.20.7772.1714
Associate Analyst
claudia.silva@moodys.com

Alain Laurin +33.1.5330.1059
Associate Managing Director
alain.laurin@moodys.com

Nick Hill +33.1.5330.1029
MD-Banking
nick.hill@moodys.com

» Contacts continued on last page

RCI Banque

Update following rating action

Summary

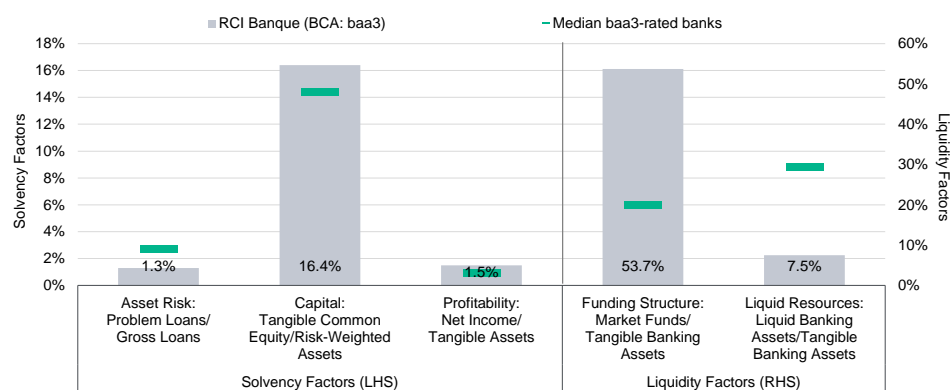
[RCI Banque's](#) (RCI) Baa1 long-term senior unsecured debt and deposit ratings reflect the bank's Baseline Credit Assessment (BCA) and Adjusted BCA of baa3; and (2) two notches of uplift under our Advanced Loss Given Failure (LGF) analysis, stemming from the large volume of senior long-term debt.

The ratings were placed on review for downgrade on 31 March 2019. The review was prompted by the review for downgrade on the Ba1 rating of its parent [Renault S.A.](#) (Renault, Ba1 under review for downgrade) as a consequence of the disruption in economic activity due the coronavirus outbreak and the subsequent confinement and lock-down measures. RCI's strategic role within the Renault/Nissan Alliance results in its standalone creditworthiness being closely tied to the credit strengths and weaknesses of its parent. The bank's BCA (currently baa3) is therefore unlikely to exceed Renault's rating by more than one notch, as is the case for other rated auto captives.

The baa3 BCA reflects the bank's role as a strategic captive for Renault and its sound risk management and financial fundamentals. The bank's earnings streams have historically been strong and stable. Credit losses on its retail and corporate exposures are currently low. Capitalisation is commensurate with its risk profile. At the same time, the BCA is constrained by the bank's lack of business diversification and large exposure to car dealers.

Exhibit 1

Rating scorecard- Key financial ratios



Source: Moody's Financial Metrics

Credit strengths

- » RCI is essential to its parent's strategy.
- » The bank's asset risk is moderate.
- » Capitalisation is commensurate with the bank's risk profile.
- » RCI has maintained strong profitability through the credit cycle.
- » The bank has limited refinancing risk, an increasing deposit base and an adequate liquidity buffer.

Credit challenges

- » RCI's risk profile remains high mainly because of its captive status and lack of business diversification.
- » The car market is cyclical.
- » The bank has some credit concentration vis-à-vis car dealers.
- » The bank relies on wholesale funding to a significant degree.
- » RCI's asset quality, capital and profitability will likely be affected by the coronavirus crisis.

Outlook

RCI's deposit and senior unsecured debt ratings are on review for downgrade. During the review, we will consider how the impact of the coronavirus outbreak on Renault's creditworthiness could impact that of RCI.

Factors that could lead to an upgrade

- » An upgrade of RCI's BCA, and hence of its long-term ratings, are currently highly unlikely given the reviews for downgrade.

Factors that could lead to a downgrade

- » Owing to the intrinsic interlinkages of the captive with its automotive parent, RCI's ratings are highly dependent on the creditworthiness of Renault. Therefore, a downgrade of Renault would likely result in a similar action on RCI's ratings. A downgrade of RCI's ratings could also result from a substantial deterioration in the bank's asset quality, capital, profitability or liquidity.

This publication does not announce a credit rating action. For any credit ratings referenced in this publication, please see the ratings tab on the issuer/entity page on www.moody's.com for the most updated credit rating action information and rating history.

Key indicators

Exhibit 2

RCI Banque (Consolidated Financials) [1]

	06-19 ²	12-18 ²	12-17 ²	12-16 ²	12-15 ²	CAGR/Avg. ³
Total Assets (EUR Million)	56,599.0	53,394.0	49,709.0	43,320.0	37,073.0	12.8 ⁴
Total Assets (USD Million)	64,454.7	61,037.1	59,690.4	45,691.9	40,272.2	14.4 ⁴
Tangible Common Equity (EUR Million)	5,550.0	5,192.0	4,615.0	3,976.0	3,384.0	15.2 ⁴
Tangible Common Equity (USD Million)	6,320.3	5,935.2	5,541.7	4,193.7	3,676.0	16.7 ⁴
Problem Loans / Gross Loans (%)	1.2	1.3	1.3	1.5	2.5	1.6 ⁵
Tangible Common Equity / Risk Weighted Assets (%)	16.4	16.3	15.6	16.1	15.9	16.1 ⁶
Problem Loans / (Tangible Common Equity + Loan Loss Reserve) (%)	9.7	10.4	10.8	12.8	19.9	12.7 ⁵
Net Interest Margin (%)	2.7	2.7	2.7	2.7	3.0	2.7 ⁵
PPI / Average RWA (%)	4.2	4.4	4.1	4.4	4.6	4.3 ⁶
Net Income / Tangible Assets (%)	1.5	1.7	1.5	1.4	1.5	1.5 ⁵
Cost / Income Ratio (%)	31.4	29.8	32.0	31.4	31.5	31.2 ⁵
Market Funds / Tangible Banking Assets (%)	54.0	54.0	53.4	54.5	55.7	54.3 ⁵
Liquid Banking Assets / Tangible Banking Assets (%)	8.3	7.0	7.5	7.0	9.3	7.8 ⁵
Gross Loans / Due to Customers (%)	284.2	288.2	283.5	296.3	300.1	290.4 ⁵

[1]All figures and ratios are adjusted using Moody's standard adjustments. [2]Basel III - fully-loaded or transitional phase-in; IFRS. [3]May include rounding differences due to scale of reported amounts. [4]Compound Annual Growth Rate (%) based on time period presented for the latest accounting regime. [5]Simple average of periods presented for the latest accounting regime. [6]Simple average of Basel III periods presented.

Source: Moody's Investors Service; Company Filings

Profile

RCI Banque (RCI) adopted its current name in 2002. Previously named Renault Crédit International, RCI became the sole shareholder of Diac SA (founded in 1924) and obtained its banking licence in 1991.

RCI is a captive finance company and a wholly owned subsidiary of the French auto manufacturer Renault. The bank provides sales financing for Renault Group's brands (Renault, Renault Samsung Motors and Dacia) worldwide and for Nissan Group's brands (Nissan, Infiniti and Datsun) mainly in Europe and South America. It also operates through joint ventures in Russia and India. As of year-end 2019, the bank operated in 36 countries, divided into five major world regions: Europe, the Americas, Africa-Middle-East-India and Pacific, and, Eurasia.

The group's financing penetration rate was 42.2% in 2019, up from 40.7% in 2018¹ and its consolidated balance sheet was €58 billion as of year-end 2019.

Because RCI is chartered as a bank, it has to comply with all the European regulations (Capital Requirements Directive (CRD5), Capital Requirements Regulation (CRR2), Bank Recovery and Resolution Directive (BRRD2), among others. The bank has been supervised by the European Central Bank since January 2016 because it is considered a "Significant Institution", given the size of its balance sheet. In February 2016, RCI adopted a new commercial name, RCI Bank and Services.

Detailed credit considerations

RCI is a key vehicle for the strategy of its industrial parent, Renault

RCI is a wholly owned captive finance company that supports the sales of the Renault/Nissan Alliance by offering auto loans to customers (both individuals and corporates) and loans to dealers to help them finance their inventories and activities. RCI also offers related services such as maintenance, insurance and roadside assistance. Lastly, the bank collects deposits through online savings accounts in France, Germany, Austria, the UK and Brazil to diversify its funding base.

Loans to retail customers and corporate clients excluding dealers (€39 billion as of year-end 2019) can also take the form of long-term leases. Leases are almost exclusively finance leases (€13.4 billion as of year-end 2019) and, to a much lesser extent, operating leases (€1.2 billion net of depreciation and impairments as of year-end 2019).

Ancillary products and services, such as insurance, warrantee extensions and maintenance contracts, have been developed over the years to improve customer loyalty and boost profitability. While these services are an integral part of RCI's financing and mobility offering, we believe they do not materially enhance the bank's diversification, which remains mainly focused on existing customers of the Renault/Nissan Alliance car brands.

Asset risks are moderate but cost of risk will likely increase because of the coronavirus crisis

In normal circumstances, we consider that asset risks at RCI are moderate because of the collateralised nature of its exposures and the granularity of a very large portion of the portfolio. However, credit risk concentration in car dealers is high and represented around 20% of the bank's loan book at year-end 2019. Although we recognise that this portfolio has performed well in the past, we believe these exposures constitute a quasi-single risk, given the degree of correlation among car dealers' performance, particularly during a downturn.

As of year-end 2019, RCI's nonperforming loan ratio in the customer loan book was 1.5% (1.5% in 2018), while the ratio in the dealer loan book was 0.6% (0.8% in 2018). The portfolio was well provisioned, with Stage 3 loan-loss reserves accounting for 68% of problem loans in the customer loan book and 45% in the dealer loan book. Asset performance has been stable since 2015, with an annual cost of risk of less than 40 basis points (bps) of average outstanding loans. For 2019, the bank's cost of risk was 37 bps of average performing assets, up from 33 bps in 2018².

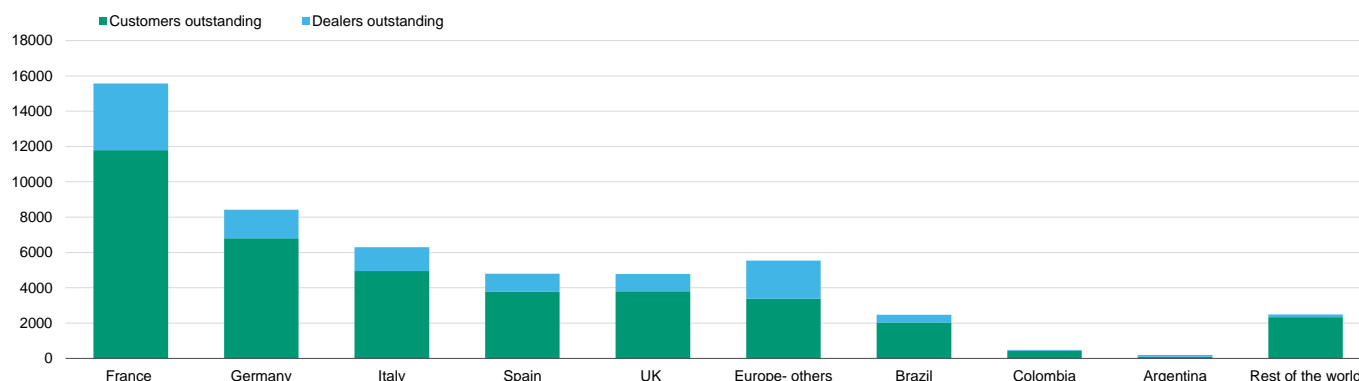
Given that the bulk of the residual value risk on lease operations is borne by its parent company, the residual value risk of RCI itself was limited to €1.9 billion as of year-end 2019, essentially stemming from its leasing business in the UK. This exposure is currently 3% covered by provisions.

Disruption in economic activity related to the outbreak of the coronavirus will likely result in a deterioration in asset quality despite the substantial support measures for the corporate sector announced by the governments of many countries RCI is operating in. Closure of businesses and lock-down measures in many countries including France and Italy will weigh on sales and will increase car dealers' inventories of vehicles. This will not only require an extension of the financing provided by RCI but could also affect their financial health.

Exhibit 3

Loan book mix in 2019

End-user customers and car dealers (€ million)



Source: RCI Banque's Investor presentation

Capitalisation is commensurate with the bank's risk profile

RCI reported a fully loaded Common Equity Tier 1 (CET1) capital ratio of 14.4% as of year-end December 2019, well above the minimum regulatory requirement of 9.2%³. The CET1 ratio is down compared to 15.5% at year-end 2018 (primarily due to increase in business volume) but the total capital ratio increased to 16.9% from 15.5% as a result of the issuance of €850 million Tier 2 debt in Q4 2019.⁴ This issue strengthens RCI Banque regulatory capital in anticipation of the expected recalibration of the parameters of its internal models following ECB review and the application of the EBA Guidelines on the definition of defaulted receivables. The fully loaded Tier 1 leverage ratio was 8.4% at year-end 2019 (8.9% as of year-end 2018). We believe the bank's economic solvency is adequate, given its risk profile. This solvency is reflected in our assigned Capital score of aa3.

The bank's capital ratio could however decline in the coming months because of rising risk in its loan portfolio, which will prompt an increase in risk-weighted assets. Whether or not this increase will be offset by reduced volumes is uncertain at this stage. Any increase in RCI's capital base will be limited due to reduced profits.

While RCI has maintained strong profitability despite the cyclical nature of the car market, profits will decline this year because of the coronavirus

RCI has consistently generated a comfortable net banking income exceeding 4% of average performing assets over the last five years (4.4% for 2019). The resilience of the bank's net interest income, representing around 70% of its net banking income, stems from its profitable car-financing activities (including packaged products such as leasing associated with ancillary services, which are less price sensitive than plain vanilla loans) and contained funding costs. The relatively long-term tenure of the car-financing contracts mitigates to some extent the effects of the car market cycles and reduces income volatility.

The bank also has good cost efficiency because of its low fixed costs, which accounted for around 1.26% of its average performing assets and resulted in a cost-to-income ratio of around 30% for 2019. This high cost efficiency reflects the fact that the bank benefits from various services provided by Renault and the network of car dealers (for example, distribution channels), as well as from the group's marketing initiatives.

One of RCI's main risks is the lack of business diversification because it is a captive specialised institution. This risk is partly materializing with the outbreak of the coronavirus. As a result of production shutdown and halt in car sales at dealers, origination will be suspended at RCI for at least several weeks, which will imply a decrease in its loan portfolio to the end-users. The decline in the portfolio will in turn result in lower revenues. The expected increase in loan-loss provisions, which is difficult to gauge at this stage, will exert further pressure on 2020's profits.

RCI was fined by Italy's competition authority, Autorità Garante della Concorrenza e de Mercato (AGCM), on 9 January 2019, along with eight other auto captives, for the exchange of commercial information on the main characteristics of their loans between 2003 and 2017. The fine imposed on RCI amounted to €125 million, representing around 15% of the bank's 2018 net profit. RCI announced that it will appeal the AGCM's decision, but this will likely take more than two years to conclude. The litigation in Switzerland on the same issue was settled in 2019 with a very limited impact for the bank (the fine was CHF3 million).

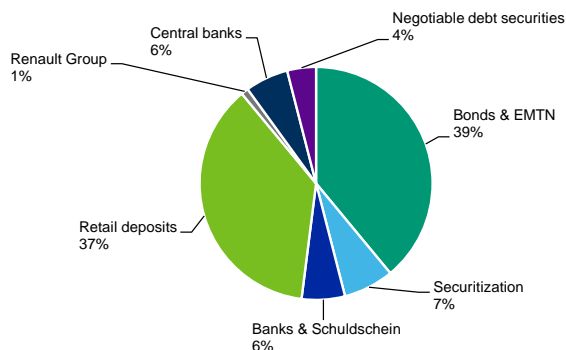
RCI relies on wholesale funding, a credit weakness, partly mitigated by its limited refinancing risk, increasing deposit base and adequate liquidity buffer

Wholesale funding represented around 63% of the bank's total funding as of year-end 2019. While the share of wholesale funding has materially reduced since RCI started collecting internet deposits from retail customers in 2012 (currently accounting for one-third of outstanding loans — the level targeted by RCI), we still consider that RCI is vulnerable to sudden changes in investor confidence. Restricted market access could lead to higher funding costs, which would constrain loan origination. This would harm RCI's franchise and ultimately reduce its earnings, particularly if funding constraints coincide with higher loan impairments. Our assigned Combined Liquidity score of b1 reflects this relative weakness.

RCI's reliance on wholesale funding is however mitigated by its efforts to finance its loan book with longer-term liabilities, resulting in little refinancing risk. The bank also has a comfortable liquidity buffer of €9.6 billion at year-end 2019 to bridge any mismatches or temporary market access restrictions. This buffer was 23% composed of high-quality liquid assets (HQLA), 5% of other liquid securities, 26% of ECB eligible assets and 46% of committed bank credit lines at year-end 2019. The bank receives very limited funding from Renault. RCI claims that it would be able to maintain its commercial business activity during 12 months while preserving a 100% liquidity coverage ratio in a stressed liquidity scenario that would cut it from access to capital markets.

The bank has been able to issue debt of various maturities and in different currencies in the markets in the past couple of years. We also acknowledge the geographical diversification of the resources and investors. As of year-end 2019, securitisation represented 7% of the bank's funding. The bank still has a sizeable pool of assets that could be securitised and used for central bank refinancing in a stress scenario.

Exhibit 4

Funding sources as a percentage of total funding (2019)

Source: RCI Banque's investor presentation

Issuance of new debt (both senior unsecured and securitisations) in the market could turned out to be made more difficult and/or costly over the coming months because of the impact of the outbreak of the coronavirus. The bank's immediate refinancing needs are however limited this year (€750 million bonds have already been issued at the beginning of the year while €1.8 billion debt will mature in 2020). The ECB's new TLTRO programme will also help refinance the maturing tranches drawn under the previous programmes.

Environmental, social and governance considerations

In line with our general view on the banking sector, RCI has a moderate exposure to social risks, notwithstanding the aforementioned litigation in Italy. Further, we regard the coronavirus outbreak as a social risk under our ESG framework, given the substantial implications for public health and safety.

Although banks generally have a low exposure to environmental risk, as explained in our [Environmental risk heat map](#), certain banks could, however, face a higher risk from concentrated lending to individual sectors or operations concentrated in disaster-prone areas or more generally to environmental risks. This is the case for RCI because of its function as a captive bank of Renault, which like all car manufacturers, has an elevated exposure to environmental risk (see also our [Environmental risks heat map](#) for further information). RCI's environmental strategy is integrated with that of its parent company. Renault plans to achieve the stricter regulations on CO2 emissions through an increased share of battery-powered electric vehicles, plug-in hybrid electric vehicles, vehicle optimisations and electrification of internal combustion engines.

Governance is highly relevant for RCI, as it is to all entities in the banking industry. Corporate governance weaknesses can lead to a deterioration in a company's credit quality, while governance strengths can benefit its credit profile. Governance risks are largely internal rather than externally driven, and for RCI, we do not have any particular governance concern. The bank's risk governance infrastructure is adequate and has not shown any major shortfall in recent years. Nonetheless, corporate governance remains a key credit consideration and requires ongoing monitoring.

Support and structural considerations

Affiliate support

We believe RCI benefits from a high probability of support from its parent, Renault. This view is underpinned by the bank's strategic importance to the car manufacturer. The bank is a wholly owned subsidiary of Renault and is fully integrated into its strategy. The bank finances around 40% of the new vehicles registered by Renault Group's brands, which highlights the critical importance of a financial captive as a means to facilitating car sales. The bank also plays a critical role for Renault through the financing of its dealer network.

To date, RCI's ratings have not benefited from any affiliate support uplift from Renault because Renault's rating (Ba1 review for downgrade) is lower than the bank's baa3 BCA.

Loss Given Failure (LGF) analysis

Our Advanced LGF analysis applies to RCI, given that the bank is subject to an operational resolution regime under the Bank Recovery and Resolution Directive (BRRD), which was transposed into French law on 20 August 2015.

In accordance with our methodology, we apply our LGF analysis, taking into consideration the risks faced by the different debt and deposit classes across the liability structure should the bank be put in resolution. We assume a residual tangible common equity of 3% and post-failure losses of 8% of tangible banking assets, a 25% runoff in junior deposits and a 5% runoff in preferred deposits, and assign a 25% probability to deposits being preferred to senior unsecured debt. These are in line with our standard assumptions.

In addition, we apply a proportion of 10% of deposits considered junior, given that the deposit base is predominantly comprised of online retail deposits.

Under these assumptions, RCI's deposits and senior unsecured debt are likely to face a very low Loss Given Failure because of the loss absorption provided by the large amount of senior unsecured debt. This results in a two-notch LGF uplift from the BCA of baa3 for both deposits and senior unsecured debt (Baa1).

Government support

We expect a low probability of government support for debt and deposits, resulting in no uplift for both the long-term deposits and senior unsecured debt issued by the bank.

Counterparty Risk (CR) Assessment

CR Assessments are opinions of how counterparty obligations are likely to be treated if a bank fails and are distinct from debt and deposit ratings in that they (1) consider only the risk of default rather than both the likelihood of default and the expected financial loss, and (2) apply to counterparty obligations and contractual commitments rather than debt or deposit instruments. The CR Assessment is an opinion of the counterparty risk related to a bank's covered bonds, contractual performance obligations (servicing), derivatives (for example, swaps), letters of credit, guarantees and liquidity facilities.

RCI's CR Assessment is positioned at A3(cr)/Prime-2(cr)

The CR Assessment, before government support, is positioned three notches above the Adjusted BCA of baa3, based on the buffer against default provided to the senior obligations represented by the CR Assessment by subordinated instruments, amounting to 41% of tangible banking assets. The main difference with our Advanced LGF approach used to determine instrument ratings is that the CR Assessment captures the probability of default on certain senior obligations, rather than the expected loss; therefore, we focus purely on subordination and take no account of the volume of the instrument class.

Counterparty Risk Ratings (CRRs)

Our CRRs are opinions of the ability of entities to honour the uncollateralised portion of non-debt counterparty financial liabilities (CRR liabilities) and also reflect the expected financial losses in the event such liabilities are not honoured. CRR liabilities typically relate to transactions with unrelated parties. Examples of CRR liabilities include the uncollateralised portion of payables arising from derivatives transactions and the uncollateralised portion of liabilities under sale and repurchase agreements. CRRs are not applicable to funding commitments or other obligations associated with covered bonds, letters of credit, guarantees, servicer and trustee obligations, and other similar obligations that arise from a bank performing its essential operating functions.

RCI's CRRs are positioned at A3/Prime-2

The CRRs for RCI, before government support, are positioned three notches higher than the Adjusted BCA of baa3, based on the level of subordination to CRR liabilities in the bank's balance sheet, and assuming a nominal volume of such liabilities.

Rating methodology and scorecard factors

Exhibit 5

RCI Banque

Macro Factors						
Weighted Macro Profile	Strong	100%				
Factor	Historic Ratio	Initial Score	Expected Trend	Assigned Score	Key driver #1	Key driver #2
Solvency						
Asset Risk						
Problem Loans / Gross Loans	1.3%	a1	↔	a3	Sector concentration	Long-run loss performance
Capital						
Tangible Common Equity / Risk Weighted Assets (Basel III - transitional phase-in)	16.4%	aa3	↔	aa3	Risk-weighted capitalisation	
Profitability						
Net Income / Tangible Assets	1.5%	a2	↔	a2	Earnings quality	Return on assets
Combined Solvency Score		a1		a2		
Liquidity						
Funding Structure						
Market Funds / Tangible Banking Assets	53.7%	b3	↔	b2	Extent of market funding reliance	Term structure
Liquid Resources						
Liquid Banking Assets / Tangible Banking Assets	7.5%	b1	↔	ba2	Access to committed facilities	
Combined Liquidity Score		b2		b1		
Financial Profile				baa2		
Qualitative Adjustments				Adjustment		
Business Diversification				-1		
Opacity and Complexity				0		
Corporate Behavior				0		
Total Qualitative Adjustments				-1		
Sovereign or Affiliate constraint				Aa2		
BCA Scorecard-indicated Outcome - Range				baa2 - ba1		
Assigned BCA				baa3		
Affiliate Support notching				0		
Adjusted BCA				baa3		
Balance Sheet		in-scope (EUR Million)	% in-scope	at-failure (EUR Million)	% at-failure	
Other liabilities		12,696	24.9%	14,027	27.5%	
Deposits		19,009	37.3%	17,678	34.7%	
Preferred deposits		17,108	33.5%	16,253	31.9%	
Junior deposits		1,901	3.7%	1,426	2.8%	
Senior unsecured bank debt		17,752	34.8%	17,752	34.8%	
Junior subordinated bank debt		13	0.0%	13	0.0%	
Equity		1,530	3.0%	1,530	3.0%	
Total Tangible Banking Assets		51,000	100.0%	51,000	100.0%	

Debt Class	De Jure waterfall		De Facto waterfall		Notching		LGF Notching Guidance vs. Adjusted BCA	Assigned LGF notching	Additional Notching	Preliminary Rating Assessment
	Instrument volume + subordination	Sub-ordination	Instrument volume + subordination	Sub-ordination	De Jure	De Facto				
Counterparty Risk Rating	40.6%	40.6%	40.6%	40.6%	3	3	3	3	0	a3
Counterparty Risk Assessment	40.6%	40.6%	40.6%	40.6%	3	3	3	3	0	a3 (cr)
Deposits	40.6%	3.0%	40.6%	37.8%	2	3	2	2	0	baa1
Senior unsecured bank debt	40.6%	3.0%	37.8%	3.0%	2	2	2	2	0	baa1
Dated subordinated bank debt	3.0%	3.0%	3.0%	3.0%	-1	-1	-1	-1	0	ba1

Instrument Class	Loss Given Failure notching	Additional notching	Preliminary Rating Assessment	Government Support notching	Local Currency Rating	Foreign Currency Rating
Counterparty Risk Rating	3	0	a3	0	A3	A3
Counterparty Risk Assessment	3	0	a3 (cr)	0	A3(cr)	
Deposits	2	0	baa1	0	Baa1	Baa1
Senior unsecured bank debt	2	0	baa1	0	Baa1	Baa1
Dated subordinated bank debt	-1	0	ba1	0	Ba1	

[1]Where dashes are shown for a particular factor (or sub-factor), the score is based on non-public information.

Source: Moody's Investors Service

Ratings

Exhibit 6

Category	Moody's Rating
RCI BANQUE	
Outlook	Rating(s) Under Review
Counterparty Risk Rating	A3/P-2 ¹
Bank Deposits	Baa1/P-2 ¹
Baseline Credit Assessment	baa3 ²
Adjusted Baseline Credit Assessment	baa3 ²
Counterparty Risk Assessment	A3(cr)/P-2(cr) ¹
Senior Unsecured	Baa1 ²
Subordinate -Dom Curr	Ba1 ²
Commercial Paper	P-2
Other Short Term -Dom Curr	(P)P-2
PARENT: RENAULT S.A.	
Outlook	Rating(s) Under Review
Corporate Family Rating	Ba1 ³
Senior Unsecured -Dom Curr	Ba1 ³
Commercial Paper -Dom Curr	NP
Other Short Term -Dom Curr	(P)NP
BANCO RCI BRASIL S.A.	
Outlook	Stable
Counterparty Risk Rating -Fgn Curr	Ba1/NP
Counterparty Risk Rating -Dom Curr	Baa3/P-3
Bank Deposits -Fgn Curr	Ba3/NP
Bank Deposits -Dom Curr	Ba1/NP
NSR Bank Deposits	Aaa.br/BR-1
Baseline Credit Assessment	ba3
Adjusted Baseline Credit Assessment	ba1
Counterparty Risk Assessment	Baa3(cr)/P-3(cr)
RCI BANQUE SUCURSAL ARGENTINA	
Outlook	Rating(s) Under Review
Issuer Rating -Dom Curr	B2 ⁴
ROMBO COMPANIA FINANCIERA S.A.	
Outlook	Rating(s) Under Review
Bank Deposits -Fgn Curr	Caa2/NP ⁵
Bank Deposits -Dom Curr	Caa1/NP ⁵
NSR Bank Deposits	B1.ar/-- ⁶
Baseline Credit Assessment	caa3 ⁶
Adjusted Baseline Credit Assessment	caa1 ⁶
Counterparty Risk Assessment	B3(cr)/NP(cr) ⁵
Senior Unsecured -Dom Curr	Caa1 ⁶
NSR Senior Unsecured	Ba2.ar ⁶

[1] Rating(s) within this class was/were placed on review on March 31 2020 [2] Placed under review for possible downgrade on March 31 2020 [3] Placed under review for possible downgrade on March 25 2020 [4] Placed under review for possible downgrade on September 5 2019 [5] Rating(s) within this class was/were placed on review on September 4 2019 [6] Placed under review for possible downgrade on September 4 2019

Source: Moody's Investors Service

Endnotes

- 1 The penetration rate represents the percentage of cars sold by Renault for which RCI Banque provided financing to the client.
- 2 Cost of risk in the retail customer loan book was 47 bps, down from 58 bps in 2018. For the dealer loan book, the cost of risk was negative 9 bps versus negative 33 bps in 2018).
- 3 This is composed of 4.5% of Pillar 1 requirement, 2% of Pillar 2 requirement, a capital conservation buffer of 2.5% and 0.2% of countercyclical capital buffer.
- 4 The Tier 2 securities were issued in anticipation of the expected recalibration of the bank's internal models' parameters following the ECB's review and the application of the EBA guidelines on the definition of defaulted receivables.

© 2020 Moody's Corporation, Moody's Investors Service, Inc., Moody's Analytics, Inc. and/or their licensors and affiliates (collectively, "MOODY'S"). All rights reserved.

CREDIT RATINGS ISSUED BY MOODY'S INVESTORS SERVICE, INC. AND/OR ITS CREDIT RATINGS AFFILIATES ARE MOODY'S CURRENT OPINIONS OF THE RELATIVE FUTURE CREDIT RISK OF ENTITIES, CREDIT COMMITMENTS, OR DEBT OR DEBT-LIKE SECURITIES, AND MATERIALS, PRODUCTS, SERVICES AND INFORMATION PUBLISHED BY MOODY'S (COLLECTIVELY, "PUBLICATIONS") MAY INCLUDE SUCH CURRENT OPINIONS. MOODY'S INVESTORS SERVICE DEFINES CREDIT RISK AS THE RISK THAT AN ENTITY MAY NOT MEET ITS CONTRACTUAL FINANCIAL OBLIGATIONS AS THEY COME DUE AND ANY ESTIMATED FINANCIAL LOSS IN THE EVENT OF DEFAULT OR IMPAIRMENT. SEE MOODY'S RATING SYMBOLS AND DEFINITIONS PUBLICATION FOR INFORMATION ON THE TYPES OF CONTRACTUAL FINANCIAL OBLIGATIONS ADDRESSED BY MOODY'S INVESTORS SERVICE CREDIT RATINGS. CREDIT RATINGS DO NOT ADDRESS ANY OTHER RISK, INCLUDING BUT NOT LIMITED TO: LIQUIDITY RISK, MARKET VALUE RISK, OR PRICE VOLATILITY. CREDIT RATINGS, NON-CREDIT ASSESSMENTS ("ASSESSMENTS"), AND OTHER OPINIONS INCLUDED IN MOODY'S PUBLICATIONS ARE NOT STATEMENTS OF CURRENT OR HISTORICAL FACT. MOODY'S PUBLICATIONS MAY ALSO INCLUDE QUANTITATIVE MODEL-BASED ESTIMATES OF CREDIT RISK AND RELATED OPINIONS OR COMMENTARY PUBLISHED BY MOODY'S ANALYTICS, INC. AND/OR ITS AFFILIATES. MOODY'S CREDIT RATINGS, ASSESSMENTS, OTHER OPINIONS AND PUBLICATIONS DO NOT CONSTITUTE OR PROVIDE INVESTMENT OR FINANCIAL ADVICE, AND MOODY'S CREDIT RATINGS, ASSESSMENTS, OTHER OPINIONS AND PUBLICATIONS ARE NOT AND DO NOT PROVIDE RECOMMENDATIONS TO PURCHASE, SELL, OR HOLD PARTICULAR SECURITIES. MOODY'S CREDIT RATINGS, ASSESSMENTS, OTHER OPINIONS AND PUBLICATIONS DO NOT COMMENT ON THE SUITABILITY OF AN INVESTMENT FOR ANY PARTICULAR INVESTOR. MOODY'S ISSUES ITS CREDIT RATINGS, ASSESSMENTS AND OTHER OPINIONS AND PUBLISHES ITS PUBLICATIONS WITH THE EXPECTATION AND UNDERSTANDING THAT EACH INVESTOR WILL, WITH DUE CARE, MAKE ITS OWN STUDY AND EVALUATION OF EACH SECURITY THAT IS UNDER CONSIDERATION FOR PURCHASE, HOLDING, OR SALE.

MOODY'S CREDIT RATINGS, ASSESSMENTS, OTHER OPINIONS, AND PUBLICATIONS ARE NOT INTENDED FOR USE BY RETAIL INVESTORS AND IT WOULD BE RECKLESS AND INAPPROPRIATE FOR RETAIL INVESTORS TO USE MOODY'S CREDIT RATINGS, ASSESSMENTS, OTHER OPINIONS OR PUBLICATIONS WHEN MAKING AN INVESTMENT DECISION. IF IN DOUBT YOU SHOULD CONTACT YOUR FINANCIAL OR OTHER PROFESSIONAL ADVISER. ALL INFORMATION CONTAINED HEREIN IS PROTECTED BY LAW, INCLUDING BUT NOT LIMITED TO, COPYRIGHT LAW, AND NONE OF SUCH INFORMATION MAY BE COPIED OR OTHERWISE REPRODUCED, REPACKAGED, FURTHER TRANSMITTED, TRANSFERRED, DISSEMINATED, REDISTRIBUTED OR RESOLD, OR STORED FOR SUBSEQUENT USE FOR ANY SUCH PURPOSE, IN WHOLE OR IN PART, IN ANY FORM OR MANNER OR BY ANY MEANS WHATSOEVER, BY ANY PERSON WITHOUT MOODY'S PRIOR WRITTEN CONSENT.

MOODY'S CREDIT RATINGS, ASSESSMENTS, OTHER OPINIONS AND PUBLICATIONS ARE NOT INTENDED FOR USE BY ANY PERSON AS A BENCHMARK AS THAT TERM IS DEFINED FOR REGULATORY PURPOSES AND MUST NOT BE USED IN ANY WAY THAT COULD RESULT IN THEM BEING CONSIDERED A BENCHMARK.

All information contained herein is obtained by MOODY'S from sources believed by it to be accurate and reliable. Because of the possibility of human or mechanical error as well as other factors, however, all information contained herein is provided "AS IS" without warranty of any kind. MOODY'S adopts all necessary measures so that the information it uses in assigning a credit rating is of sufficient quality and from sources MOODY'S considers to be reliable including, when appropriate, independent third-party sources. However, MOODY'S is not an auditor and cannot in every instance independently verify or validate information received in the rating process or in preparing its Publications.

To the extent permitted by law, MOODY'S and its directors, officers, employees, agents, representatives, licensors and suppliers disclaim liability to any person or entity for any indirect, special, consequential, or incidental losses or damages whatsoever arising from or in connection with the information contained herein or the use of or inability to use any such information, even if MOODY'S or any of its directors, officers, employees, agents, representatives, licensors or suppliers is advised in advance of the possibility of such losses or damages, including but not limited to: (a) any loss of present or prospective profits or (b) any loss or damage arising where the relevant financial instrument is not the subject of a particular credit rating assigned by MOODY'S.

To the extent permitted by law, MOODY'S and its directors, officers, employees, agents, representatives, licensors and suppliers disclaim liability for any direct or compensatory losses or damages caused to any person or entity, including but not limited to by any negligence (but excluding fraud, willful misconduct or any other type of liability that, for the avoidance of doubt, by law cannot be excluded) on the part of, or any contingency within or beyond the control of, MOODY'S or any of its directors, officers, employees, agents, representatives, licensors or suppliers, arising from or in connection with the information contained herein or the use of or inability to use any such information.

NO WARRANTY, EXPRESS OR IMPLIED, AS TO THE ACCURACY, TIMELINESS, COMPLETENESS, MERCHANTABILITY OR FITNESS FOR ANY PARTICULAR PURPOSE OF ANY CREDIT RATING, ASSESSMENT, OTHER OPINION OR INFORMATION IS GIVEN OR MADE BY MOODY'S IN ANY FORM OR MANNER WHATSOEVER.

Moody's Investors Service, Inc., a wholly-owned credit rating agency subsidiary of Moody's Corporation ("MCO"), hereby discloses that most issuers of debt securities (including corporate and municipal bonds, debentures, notes and commercial paper) and preferred stock rated by Moody's Investors Service, Inc. have, prior to assignment of any credit rating, agreed to pay to Moody's Investors Service, Inc. for credit ratings opinions and services rendered by it fees ranging from \$1,000 to approximately \$2,700,000. MCO and Moody's investors Service also maintain policies and procedures to address the independence of Moody's Investors Service credit ratings and credit rating processes. Information regarding certain affiliations that may exist between directors of MCO and rated entities, and between entities who hold credit ratings from Moody's Investors Service and have also publicly reported to the SEC an ownership interest in MCO of more than 5%, is posted annually at www.moody.com under the heading "Investor Relations — Corporate Governance — Director and Shareholder Affiliation Policy."

Additional terms for Australia only: Any publication into Australia of this document is pursuant to the Australian Financial Services License of MOODY'S affiliate, Moody's Investors Service Pty Limited ABN 61 003 399 657 AFSL 336969 and/or Moody's Analytics Australia Pty Ltd ABN 94 105 136 972 AFSL 383569 (as applicable). This document is intended to be provided only to "wholesale clients" within the meaning of section 761G of the Corporations Act 2001. By continuing to access this document from within Australia, you represent to MOODY'S that you are, or are accessing the document as a representative of, a "wholesale client" and that neither you nor the entity you represent will directly or indirectly disseminate this document or its contents to "retail clients" within the meaning of section 761G of the Corporations Act 2001. MOODY'S credit rating is an opinion as to the creditworthiness of a debt obligation of the issuer, not on the equity securities of the issuer or any form of security that is available to retail investors.

Additional terms for Japan only: Moody's Japan K.K. ("MJKK") is a wholly-owned credit rating agency subsidiary of Moody's Group Japan G.K., which is wholly-owned by Moody's Overseas Holdings Inc., a wholly-owned subsidiary of MCO. Moody's SF Japan K.K. ("MSFJ") is a wholly-owned credit rating agency subsidiary of MJKK. MSFJ is not a Nationally Recognized Statistical Rating Organization ("NRSRO"). Therefore, credit ratings assigned by MSFJ are Non-NRSRO Credit Ratings. Non-NRSRO Credit Ratings are assigned by an entity that is not a NRSRO and, consequently, the rated obligation will not qualify for certain types of treatment under U.S. laws. MJKK and MSFJ are credit rating agencies registered with the Japan Financial Services Agency and their registration numbers are FSA Commissioner (Ratings) No. 2 and 3 respectively.

MJKK or MSFJ (as applicable) hereby disclose that most issuers of debt securities (including corporate and municipal bonds, debentures, notes and commercial paper) and preferred stock rated by MJKK or MSFJ (as applicable) have, prior to assignment of any credit rating, agreed to pay to MJKK or MSFJ (as applicable) for credit ratings opinions and services rendered by it fees ranging from JPY125,000 to approximately JPY250,000,000.

MJKK and MSFJ also maintain policies and procedures to address Japanese regulatory requirements.

Contacts

Laurent Le Mouel <i>VP-Senior Analyst</i> laurent.lemouel@moodys.com	+33.1.5330.3340	Alain Laurin <i>Associate Managing Director</i> alain.laurin@moodys.com	+33.1.5330.1059
Nick Hill <i>MD-Banking</i> nick.hill@moodys.com	+33.1.5330.1029	Claudia Silva <i>Associate Analyst</i> claudia.silva@moodys.com	+44.20.7772.1714